



Messages and Communications for Doc. No. 36GL-22-2703*

1 message

Thu, Oct 20, 2022 at 1:57 PM

Committee on Rules 36GL <cor@guamlegislature.org>
To: Clerks <clerks@guamlegislature.org>, Rennee Mamo <rennae@guamlegislature.org>
Cc: Speaker Therese M. Terlaje <speaker@guamlegislature.org>

Håfa Adai Clerks,

Please see below M&C Doc. No. 36GL-22-2703 for processing:

36GL-22-2703	Consolidated Revenue/Expenditure Report and Special Revenue Fund Tracking Report for the month of September 2022*	Bureau of Budget and Management Research
--------------	---	--

Si Yu'os Ma'åse',



COMMITTEE ON RULES

Vice Speaker Tina Rose Muña Barnes, Chairperson
36th Guam Legislature
I Mina'trentai Sais Na Liheslaturan Guåhan
Guam Congress Building | 163 Chalan Santo Papa Hågatha Guam 96910
Email: cor@guamlegislature.org

Disclaimer: This message is intended only for the use of the individual or entity to which it is addressed and may contain information which is privileged, confidential, proprietary, or exempt from disclosure under applicable law. If you are not the intended recipient or the individual responsible for delivering the message to the intended recipient, you are strictly prohibited from disclosing, distributing, copying, or in any way using this message. If you have received this communication in error, please notify the sender and immediately delete any copies you may have received. Thank you.

----- Forwarded message -----

From: Speaker Therese M. Terlaje <speaker@guamlegislature.org>
Date: Thu, Oct 20, 2022 at 1:38 PM
Subject: Messages and Communications for 36GL-22-2703
To: Legislative Secretary Amanda Shelton <officeofsenatorshelton@guamlegislature.org>, Committee on Rules 36GL <cor@guamlegislature.org>

Håfa Adai,

Please see attached M&C Doc. No. 36GL-22-2703*

36GL-22-2703	Consolidated Revenue/Expenditure Report and Special Revenue Fund Tracking Report for the month of September 2022*	Bureau of Budget and Management Research
--------------	---	--

Please Note: Actual timestamp received is 1:26 p.m.

Si Yu'os Ma'åse',

Marie Cruz
Community Relations Liaison

Office of Speaker Therese M. Terlaje
Committee on Health, Land, Justice and Culture
I Mina'trentai Sais Na Liheslaturan Guåhan
36th Guam Legislature
Guam Congress Building, 163 Chalan Santo Papa, Hågatha, Guam 96910
T: (671) 472-3586 F: (671) 989-3590 Email: senatorterlajeguam@gmail.com
website: www.senatorterlaje.com

----- Forwarded message -----

From: Analyn Reyes <analyn.eustaquio@bbmr.guam.gov>
Date: Thu, Oct 20, 2022 at 1:26 PM
Subject: CRER & Special Fund Reports for September 2022
To: Speaker's Office <speaker@guamlegislature.org>, BJ Cruz <bjcruz@guamopa.com>
Cc: Lester Carlson <lester.carlson@bbmr.guam.gov>, Dafne M. Shimizu <dafne.shimizu@revtax.guam.gov>, Edward <edward.bim@doa.guam.gov>

Håfa Adai! Speaker Terlaje and Public Auditor Cruz,

As a precautionary measure, attached is the electronic submission of the Consolidated Revenue/Expenditure Report and Special Revenue Fund Tracking Report for the month of September 2022.

Please kindly acknowledge receipt of this email.

Si Yu'os Ma'åse!

Analyn C. Reyes

Administrative Assistant
Bureau of Budget & Management Research
PO Box 2950
Hagåtña, Guam 96932
(Work) (671) 471-9429 / (Fax) (671) 472-2825

36GL-22-2703.pdf
5221K



Speaker Therese M. Terlaje <speaker@guamlegislature.org>

CRER & Special Fund Reports for September 2022

Analyn Reyes <analyn.eustaquio@bbmr.guam.gov>

Thu, Oct 20, 2022 at 1:26 PM

To: Speaker's Office <speaker@guamlegislature.org>, BJ Cruz <bjcruz@guamopa.com>

Cc: Lester Carlson <lester.carlson@bbmr.guam.gov>, "Dafne M. Shimizu" <dafne.shimizu@revtax.guam.gov>, Edward <edward.birn@doa.guam.gov>

Håfa Adai! Speaker Terlaje and Public Auditor Cruz,

As a precautionary measure, attached is the electronic submission of the Consolidated Revenue/Expenditure Report and Special Revenue Fund Tracking Report for the month of September 2022.

Please kindly acknowledge receipt of this email.

Si Yu'os Ma'åse!

Analyn C. Reyes

Administrative Assistant
Bureau of Budget & Management Research
P.O. Box 2950
Hagatna, Guam 96932
(Work) (671) 475-9429 / (Fax) (671) 472-2825

DOC NO. 36GL-22-2703
OFFICE OF THE SPEAKER

Therese M. Terlaje

Date: 10/20/2022

Time: 1:26 p.m.

Received: *MCruz*

2 attachments



Consolidated Revenue Expenditure Report for September 2022.pdf

662K



Special Revenue Fund Report for September 2022.pdf

4110K

COMMITTEE ON RULES

RECEIVED:

October 20, 2022

1:38 P.M.

Handwritten signature



BUREAU OF BUDGET & MANAGEMENT RESEARCH



OFFICE OF THE GOVERNOR

Post Office Box 2950, Hagåtña Guam 96932

LOURDES A. LEON GUERRERO
GOVERNOR

LESTER L. CARLSON, JR.
DIRECTOR

JOSHUA F. TENORIO
LIEUTENANT GOVERNOR

OCT 20 2022

The Honorable Therese M. Terlaje
Speaker
I Mina'trentai Sais Na Liheslaturan Guåhan
Thirty-Sixth Guam Legislature
Guam Congress Building
163 Chalan Santo Papa
Hagåtña, Guam 96932

Dear Speaker Terlaje:

Enclosed is the Consolidated Revenue/Expenditure Report (CRER) for the period ending September 30, 2022. There are several statutes requiring monthly reports of revenues in addition to a report requiring both revenue and expenditure comparisons. In an effort to mitigate misunderstanding of the different amounts being reported, it was necessary to submit a "consolidated" report which contains all the comparative information pursuant to each of the statutory reporting requirements. In this format, it is evident that there are varying numbers due to the different "basis of comparison". It should be noted that the amounts reflected in this report are subject to internal audit and analysis and therefore are subject to change, which is the nature of these interim reports. However, it is submitted to meet compliance with each reporting mandate.

Please also note that the report has been prepared and submitted to comply with Public Law 36-54. The law required reporting of revenue in a manner which is not in compliance with Generally Accepted Accounting Principles (GAAP) or Government Accounting Standards Board (GASB) requirements. Stakeholders are cautioned that the report is not an accurate reflection of the financial position of the Government of Guam nor should it be compared to prior reports that were prepared in accordance with GAAP.




It is important to note that the report does not include ACTC collections as part of the revenue levels. ACTC amounts are reflected as footnotes for information purposes only. Further, the report has been updated to reflect the revenue levels as adopted in P.L. 36-106, and accounts for all appropriations passed into law from FY 2022 General Fund revenues as footnoted on page 3 of the report. Additionally, the report incorporates all appropriations from FY 2022 General Fund revenues contained in the FY 2023 Budget Act (P.L. 36-107).

Should you have any questions, please do not hesitate to call me.

Senseramento,


LESTER L. CARLSON, JR.

Enclosures

Certification of Information Contained in Enclosures subject to Note 1.	
	
Lester L. Carlson, Jr., Director, Bureau of Budget and Management Research	
	Edward M. Birn Date: 2022-10-18 T14:14:15+10:00
Edward M. Birn, Director, Department of Administration	
	
Dafne Shimizu, Director, Department of Revenue and Taxation	

Government of Guam
Consolidated Revenue / Expenditure Report ^{1/}
General Fund

Combined Comparative Statement of Revenues
MONTHLY ACTUAL Collection Comparison FY2022 and FY2021
For the Month Ending September

Combined Comparative Statement of Revenues
YTD ACTUAL Collection Comparison FY2022 and FY2021
Twelve months ending September 2022

	2022			2021		
	September	September	Increase (Decrease)	Fiscal Year 2022	Fiscal Year 2021	Increase (Decrease)
Income Taxes:						
Individual	\$ 10,259,250	\$ 6,305,759	\$ 3,953,490	\$ 107,671,189	\$ 86,697,481	\$ 20,973,708
Corporation	16,660,843	13,989,698	2,671,144	86,895,813	108,290,454	(21,394,640)
Withholding	25,607,139	20,717,924	4,889,215	263,507,841	275,502,552	(11,994,711)
Income Taxes	52,527,231	41,013,382	11,513,849	458,074,843	470,490,487	(12,415,644)
Business privilege taxes:						
Gross Receipts Taxes	28,234,357	24,806,910	3,427,447	323,792,627	290,466,240	33,326,387
Other Taxes:						
Use Tax	685,836	315,493	370,343	5,137,638	4,531,204	606,434
Business Privilege Taxes	28,920,193	25,122,403	3,797,790	328,930,265	294,997,445	33,932,821
Licenses, Fees & Penalties	118,610	152,951	(34,341)	2,705,712	3,369,940	(664,228)
Use of Money & Property	936	2,270	(1,334)	(343,876)	(288,034)	(55,842)
Federal Sources:						
Section 30	0	0	0	76,141,259	65,109,936	11,031,323
Immigration fees	126,310	88,185	38,125	1,267,895	1,397,360	(129,465)
Recovery from Individuals	0	0	0	91,342	(10,272)	101,614
Child Support AFDC Local Share	411	0	411	73,369	84,118	(10,750)
Federal Sources	126,721	88,185	38,536	77,573,864	66,581,142	10,992,722
Department Charges:						
Agriculture	89	166	(77)	1,519	2,642	(1,123)
Police & Corrections	30	20	10	90	80	10
Public Works	18,200	(4,075)	22,275	112,430	67,775	44,655
Public Health	160	210	(50)	3,050	2,070	980
Commerce	0	0	0	0	0	0
Other charges	246,838	123,208	123,630	1,542,984	1,531,157	11,828
Department Charges	265,317	119,529	145,788	1,660,073	1,603,724	56,349
TOTAL GENERAL FUND REVENUES	\$ 81,959,008	\$ 66,498,720	\$ 15,460,288	\$ 868,600,880	\$ 836,754,702	\$ 31,846,178

PROVISION FOR TAX REFUNDS						
Budget (Provision per P.L. 36-054) ^{2/}	12,199,422	12,199,422	\$ -	82,049,308	125,000,000	\$ (42,950,692)

Footnotes:

1/ Revenues are based on a modified accrual basis of accounting as determined by GASB 34. During the year, revenues are recognized on a cash basis, but at year end an accrual is made in accordance with GASB 33.

2/ Estimates are recorded for the provision for FY2022 Refunds

Note 1. Data contained herein are subject to change, as additional reconciliations are performed.

Note 2. Provision for Tax Refunds reflect accounting estimate as of 9/30/2022

Note 3. This report is not prepared in accordance with GAAP or GASB requirements. Stakeholders are cautioned that the report is not an accurate reflection of the financial position of the Government of Guam nor should it be compared to prior reports that were prepared in accordance with GAAP. The report has been prepared and submitted to comply with Public Law 36-54

Note 4: Corporation due date changed from March 15 to April 15th for CALENDAR YEAR reporting.; Corporation other than Calendar Year reporting is due the 15th day of 4th month after year-end.

**Government of Guam
Consolidated Revenue / Expenditure Report ^{1/}
General Fund**

**MONTHLY ADOPTED Revenue Allocated vs. MONTHLY ACTUAL REVENUE
For the Month Ending September 2022
Pursuant to 5 GCA, Ch 4, §4109(c)(3) [Due no later than 20 days after month-end]**

**Quarterly ADOPTED Revenue Allocated vs. Quarterly ACTUAL REVENUE
For the 4th Quarter 2022
Pursuant to 5 GCA, Ch 4, §4109(f) [due 30 days after the close of each quarter]^{3/}**

	FY2022 Adopted Revenues Allocated for the Month of September ^{2/}	FY2022 Actual Collections For the Month September	Favorable (Unfavorable)	FY2022 Adopted Revenues Allocated for the Quarter ^{4/}	FY2022 Actual Collections for the Quarter	Favorable Increase (Decrease)
Income Taxes:						
Individual	\$ 5,321,540	\$ 10,259,250	\$ 4,937,710	\$ 10,879,174	\$ 17,586,462	\$ 6,707,287
Corporation	9,517,567	16,660,843	7,143,276	14,508,484	24,040,006	9,531,522
Withholding	15,530,818	25,607,139	10,076,320	53,767,033	68,161,396	14,394,363
Income Taxes	30,369,925	52,527,231	22,157,306	79,154,691	109,787,863	30,633,172
Business privilege taxes:						
Gross Receipts Taxes	23,330,658	28,234,357	4,903,699	69,441,882	85,707,417	16,265,535
Other Taxes:						
Use Tax	265,274	685,836	420,562	1,106,287	2,005,004	898,717
Business Privilege Taxes	23,595,932	28,920,193	5,324,261	70,548,169	87,712,421	17,164,252
Licenses, Fees & Penalties	135,050	118,610	(16,440)	600,181	455,576	(144,605)
Use of Money & Property	3,871	936	(2,936)	(189,536)	60,632	250,169
Federal Sources:						
Section 30	0	0	0	0	0	0
Immigration fees	108,138	126,310	18,172	577,192	486,225	(90,967)
Recovery from Individuals	0	0	0	0	0	0
Child Support AFDC Local Share	0	411	411	0	12,773	12,773
Federal Sources	108,138	126,721	18,583	577,192	498,998	(78,194)
Department Charges:						
Agriculture	157	89	(68)	223	231	8
Police & Corrections	19	30	11	40	30	(10)
Public Works	(3,888)	18,200	22,088	26,022	67,030	41,008
Public Health	201	160	(41)	922	480	(442)
Commerce	0	0	0	0	0	0
Other charges	117,564	246,838	129,274	548,161	794,184	246,023
Department Charges	114,053	265,317	151,264	575,368	861,955	286,587
TOTAL GENERAL FUND REVENUES	\$ 54,326,969	\$ 81,959,008	\$ 27,632,039	151,266,065.33	199,377,445.87	48,111,380.54

Footnotes:

1/ Revenues are based on a modified accrual basis of accounting as determined by GASB 34. During the year, revenues are recognized on a cash basis, but at year end an accrual is made in accordance with GASB 33.

2/ Estimates are recorded for the provision for FY2022 Refunds

3/ This information will be updated in the quarter ending

4/ Based on Adopted Revenues allocated per P.L. 36-54, Chapter 2, Section 5(a)

Note 1. Data contained herein are subject to change, as additional reconciliations are performed.

Note 2. Provision for Tax Refunds reflect accounting estimate as of 9/30/2022

Note 3. This report is not prepared in accordance with GAAP or GASB requirements. Stakeholders are cautioned that the report is not an accurate reflection of the financial position of the Government of Guam nor should it be compared to prior reports that were prepared in accordance with GAAP. The report has been prepared and submitted to comply with Public Law 36-54

Note 4: Corporation due date changed from March 15 to April 15th for CALENDAR YEAR reporting.; Corporation other than Calendar Year reporting is due the 15th day of 4th month after year-end.

Government of Guam
Consolidated Revenue / Expenditure Report ^{1/}
General Fund

YTD ADOPTED Revenue Allocated vs. YTD ACTUAL Collections
Twelve Months Ending September 2022
Pursuant to 5 GCA, Ch 4, §4109(c)(3) [Due 20 days after month-end]

	FY2022 Adopted Revenues for the Cumulative Period ^{2/}	FY2022 Actual Revenues for the Cumulative Period	Favorable (Unfavorable)
Income Taxes:			
Individual	\$ 75,670,286	\$ 107,671,189	\$ 32,000,903
Corporation	73,908,390	86,895,813	12,987,423
Withholding	237,531,525	263,507,841	25,976,316
Income Taxes	387,110,201	458,074,843	70,964,642
Business privilege taxes:			
Gross Receipts Taxes	290,505,719	323,792,627	33,286,908
Other Taxes:			
Use Tax	4,105,379	5,137,638	1,032,259
Business Privilege Taxes	294,611,098	328,930,265	34,319,167
Licenses, Fees & Penalties	3,507,616	2,705,712	(801,904)
Use of Money & Property	428,868	(343,876)	(772,745)
Federal Sources:			
Section 30	76,141,259	76,141,259	0
Immigration fees	1,816,679	1,267,895	(548,784)
Recovery from Individuals	0	91,342	91,342
Child Support AFDC Local Share	0	73,369	73,369
Federal Sources	77,957,938	77,573,864	(384,074)
Department Charges:			
Agriculture	2,450	1,519	(931)
Police & Corrections	83	90	7
Public Works	67,102	112,430	45,328
Public Health	2,137	3,050	913
Commerce	0	0	0
Other charges	1,323,389	1,542,984	219,595
Department Charges	1,395,161	1,660,073	264,912
TOTAL GENERAL FUND REVENUES	\$ 765,010,882	\$ 868,600,880	\$ 103,589,998

13.54%

FOOTNOTES:

1/ Revenues are based on a modified accrual basis of accounting as determined by GASB 34. During the year, revenues are recognized on a cash basis, but at year end an accrual is made in accordance with GASB 33.

2/ Based on Adopted Revenues allocated per P.L. 36-54, Chapter 2, Section 5(a) and amended revenues per P.L. 36-106.

3/ Includes amended adopted General Fund revenue levels per P.L. 36-106 and accounts for appropriations from the General Fund to: 1) the Guam Power Authority for Programan Ayuda Para I Taotao-ta (**\$26,381,000**); 2) the 2% deposit of General Fund revenue into the Rainy Day Fund per §22436, Ch. 22, Title 5 GCA (**\$13,570,574**); 3) the additional deposit into the Rainy Day Fund (**\$15,000,000**); and 4) additional deposit into the GMHA Pharmaceuticals Fund via offset from Business Privilege Taxes (**\$3,192,649**).

4/ Prepared utilizing the General Fund twelve-month revenue budget per Section 5(a), Chapter 1, P.L. 36-54.

Note 1: Data contained herein are subject to change, as additional reconciliations are performed.

Note 2: Provision for Tax Refunds reflect accounting estimate as of 9/30/2022.

Note 3: This report is not prepared in accordance with GAAP or GASB requirements. Stakeholders are cautioned that the report is not an accurate reflection of the financial position of the Government of Guam nor should it be compared to prior reports that were prepared in accordance with GAAP. The report has been prepared and submitted to comply with Public Law 36-54.

Note 4: Corporation due date changed from March 15 to April 15th for CALENDAR YEAR reporting.; Corporation other than Calendar Year reporting is due the 15th day of 4th month after year-end.

FY2022 ADOPTED Revenues vs. PROJECTED Revenues to Year End
Pursuant to 2GCA, Ch.13 §13109(a)(1) [due not later than 20 days after month-end]; 5GCA, Ch.4 §4109(c)(3) [due not later than 20 days after month-end]; and P.L. 31-233, Ch XIII §7 [due not later than 30 days after month-^e]

	FY2022 Adopted Revenues (Full Year Projection)	FY2022 Revenue Tracking ^{3/}	Favorable Increase (Decrease)
Income Taxes:			
Individual	\$ 75,670,286	\$ 107,671,190	\$ 32,000,904
Corporation	73,908,390	86,895,813	12,987,423
Withholding	237,531,525	263,507,839	25,976,314
Income Taxes	387,110,201	458,074,842	70,964,641
Business privilege taxes:			
Gross Receipts Taxes	290,505,719	323,792,630	33,286,911
Other Taxes:			
Use Tax	4,105,379	5,137,638	1,032,259
Business Privilege Taxes	294,611,098	328,930,268	34,319,170
Licenses, Fees & Penalties	3,507,616	2,705,713	(801,903)
Use of Money & Property	428,868	(343,877)	(772,745)
Federal Sources:			
Section 30	76,141,259	76,141,259	0
Immigration fees	1,816,679	1,432,605	(384,074)
Recovery from Individuals	0	0	0
Child Support AFDC Local Share	0	0	0
Federal Sources	77,957,938	77,573,864	(384,074)
Department Charges:			
Agriculture	2,450		(2,450)
Police & Corrections	83		(83)
Public Works	67,102		(67,102)
Public Health	2,137		(2,137)
Commerce	0		0
Other charges	1,323,389		(1,323,389)
Department Charges	1,395,161	1,660,071	264,910
TOTAL GENERAL FUND REVENUES	\$ 765,010,882	\$ 868,600,881	\$ 103,589,999

13.54%

PUBLIC LAWS WITH FY 2022 GENERAL FUND APPROPRIATIONS PASSED WITHOUT AMENDMENTS TO THE ADOPTED FY 2022 REVENUES.

P.L. No.	Program	Appropriation
36-65	LEAP	(25,000,000)
36-105	Department of Public Works	(5,000,000)
36-105	Guam Regional Transit Authority	(156,707)
	TOTAL	(30,156,707)

APPROPRIATIONS FROM THE FY 2022 GENERAL FUND BALANCE PER P.L. 36-107.

Department/Program	General Fund Source	Appropriation
Office of Public Accountability	Unappropriated Balance	(371,602)
Guam Waterworks Authority	Unappropriated Balance	(2,000,000)
Guam Ancestral Lands Comm.	Unappropriated Balance	(90,000)
GACS Council	Unappropriated Balance	(962,500)
DOA - COLA	Unappropriated Balance	(1,482,200)
DOAg - Cannabis & Agriculture	Audited surplus balance	(400,000)
DOAg - Slaughterhouse	Audited surplus balance	(600,000)
GMHA - Specialty Doctors	Audited surplus balance	(5,000,000)
GMHA - Cap. Improve. Fund	Audited surplus balance	(15,000,000)
	TOTAL	(25,906,302)

NET UNOBLIGATED PROJECTED GENERAL FUND REVENUE \$ 47,526,990

(Pursuant to §4109 (c) (3) of Title 5 GCA)
General Fund

Government of Guam
Consolidated Revenue/Expenditure Report
General Fund
As of September 30, 2022

<u>EXPENDITURES & ENCUMBRANCES</u>	<u>APPROPRIATIONS ^{1/}</u>	<u>EXPENDITURES ^{2/}</u>	<u>ENCUMBRANCES</u>	<u>FUNDS AVAILABLE</u>
GENERAL GOVERNMENT				
Office of I Maga'lahaen Guahan	5,419,261	6,288,664	214,001	(1,083,404)
Office of I Segundu Na Maga'lahaen Guahan	453,893	438,146	-	15,747
Guam Medical Referral Assistance Office	665,849	393,582	11,745	260,522
Bureau of Womens Affairs	98,990	95,373	1,600	2,017
Bureau of Budget & Management Research (BBMR)	1,061,595	950,459	12,346	98,790
Civil Service Commission	1,000,453	972,098	4,408	23,947
Department of Administration (DOA)	7,945,350	7,013,871	219,313	712,167
DOA - Charter School Administrative Support	66,894	17,696	-	49,198
Chamorro Land Trust Commission	424,296	-	-	424,296
Department of Revenue & Taxation (DRT)	12,065,785	11,355,784	19,931	690,070 3/
Office of the Attorney General Operations (OAG)	14,872,009	13,796,134	310,243	765,632
OAG - Cost Sharing Initiative for CJIS Integration Project	81,603	81,603	-	-
Office of Technology	2,543,642	1,900,539	406,571	236,532
Mayor's Council of Guam (MCOG) - Operations	7,468,794	7,609,985	-	(141,191)
MCOG - Island Beautification Programs	422,126	100,193	56,828	265,105 4/
Office of Public Accountability	1,653,203	1,653,394	-	(191)
I Liheslaturan Guåhan (Legislature)	8,099,996	8,099,996	-	-
Legislature - Office of Finance and Budget	478,740	478,740	-	-
Legislature - Guam Youth Congress	15,000	15,000	-	-
Guam Ethics Commission	267,019	246,539	20,497	(17)
Office of Veterans Affairs (OVA)	968,605	737,141	10,597	220,867
Department of Public Works - Per P.L. 36-105	5,000,000	1,221,349	2,172	3,776,479 5/
TOTAL	71,073,103	63,466,284	1,290,252	6,316,566
PROTECTION OF LIFE & PROPERTY				
Guam Police Department (GPD)	28,456,083	31,906,861	1,529,536	(4,980,314)
GPD - Cost Sharing Initiative for CJIS Integration Project	81,603	81,603	-	-
GPD - Safe Schools Initiative	142,585	4,535	17,151	120,899
Department of Corrections (DOC)	22,963,204	22,702,232	342,664	(81,692)
DOC - Cost of Care & Custody of Prisoners in Federal Facilities	495,252	462,308	-	32,944
DOC - Cost Sharing Initiative for CJIS Integration Project	81,603	81,603	-	-
DOC - GMHA Consolidated Agreement	396,956	396,956	-	-
Department of Youth Affairs (DYA)	4,633,056	4,334,911	52,018	246,126
DYA - Runaway, Homeless or Victims of Abuse	200,000	90,054	59,169	50,777
DYA - Summer Employment and Youth Training Program	570,339	470,409	-	99,930
Guam Fire Department	28,439,620	33,702,206	115,720	(5,378,306)
Guam Customs & Quarantine Agency (CQA)	9,554,383	8,986,752	55,270	512,360
CQA - Retroactive Hazard Pay	3,000,000	2,623,088	-	376,912
CQA - Miscellaneous Expenses	155,192	115,454	-	39,738
Unified Judiciary Operations (Judiciary)	32,687,295	32,687,295	-	- 6/
Chief Medical Examiner	432,135	248,634	90,463	93,038
Guam Environmental Protection Agency - Beach Monitoring	46,903	-	-	46,903
TOTAL	132,336,209	138,894,903	2,261,992	(8,820,686)

Note: Data continued herein are subject to changed, as additional reconciliations are performed. See footnotes on page 8.

(Pursuant to §4109 (c) (3) of Title 5 GCA)
 General Fund

Government of Guam
Consolidated Revenue/Expenditure Report
General Fund
As of September 30, 2022

<u>EXPENDITURES & ENCUMBRANCES</u>	<u>APPROPRIATIONS ^{1/}</u>	<u>EXPENDITURES ^{2/}</u>	<u>ENCUMBRANCES</u>	<u>FUNDS AVAILABLE</u>	
PUBLIC HEALTH					
Department of Public Health & Social Services (DPHSS)	8,335,819	4,829,145	153,091	3,353,583	7/
DPHSS - MIP/MIPPR Program	8,347,624	4,412,035	-	3,935,589	
DPHSS - MIPPR Cancer Screening, Treatment, Educational Programs & Support	760,453	-	-	760,453	
DPHSS - Medicaid Program	12,413,837	13,066,039	-	(652,202)	
DPHSS - Children's Health Insurance Program	-	-	-	-	
DPHSS - Division of Senior Citizens Programs	2,530,398	1,786,237	143,928	600,233	8/
DPHSS - Public Assistance Program	2,174,140	1,735,454	-	438,686	
DPHSS - Enhanced Allotment Plan	189,247	189,247	-	-	
DPHSS - Foster Care Health Insurance Premiums	665,396	504,691	-	160,705	
DPHSS - Child Protective Services	114,068	107,364	-	6,704	
DPHSS - Medical Cannabis Program	202,923	50,973	28,569	123,381	
DPHSS - Foster Group Home	760,453	533,345	3,466	223,642	
DPHSS - Food Commodities	5,000,000	-	-	5,000,000	
Guam Behavioral Health & Wellness Center (GBHWC) - Youth & Mental Health First Aid	285,170	30,060	32,697	222,413	
GBHWC - Youth Suicide Prevention and Peace Program	81,749	4,520	39,538	37,691	
Guam Memorial Hospital Authority (GMHA) - Operations	2,250,529	2,250,529	-	-	
GMHA - Nurse Pay Structure	1,252,180	1,252,180	-	-	
DOA - Residential Treatment Fund	2,500,000	2,308,991	-	191,009	
TOTAL	47,863,985	33,060,809	401,289	14,401,887	
PUBLIC EDUCATION					
Guam Department of Education Operations (GDOE)	177,558,557	171,387,360	-	6,171,197	9/
GDOE - Simon Sanchez Procurement	500,000	500,000	-	-	
GDOE - Chamoru Studies Division	513,824	513,824	-	-	
GDOE - Textbooks	1,500,000	-	-	1,500,000	
Guam Academy Charter School Council (GACSC)	11,439,000	10,884,062	-	554,938	
University of Guam Operations (UOG)	25,056,761	25,056,761	-	-	10/
UOG - Scholarships (SSFAP)	3,565,285	3,565,285	-	-	
UOG - Aquaculture Development and Training Center	109,661	109,661	-	-	
UOG - WERI (Guam Hydrologic Survey)	159,956	159,956	-	-	
UOG - WERI (Water Resource Monitoring)	136,262	136,262	-	-	
UOG - Northern & Southern Soil & Water Conservation District Programs	133,466	133,466	-	-	
UOG - KPRG Operations	109,442	109,442	-	-	
UOG - Guampedia Foundation	150,000	150,000	-	-	
UOG - First Generation Trust Fund Initiative	250,000	250,000	-	-	
Guam Community College Operations (GCC)	15,753,510	15,753,510	-	-	11/
GCC - First Generation Trust Fund	200,000	200,000	-	-	
GCC - Peace Officer Standards & Training Commission	72,121	72,121	-	-	
GCC - WICHE Scholarship Office per P.L. 36-88	78,500	78,500	-	-	
TOTAL	237,286,345	229,060,210	-	8,226,135	

Note: Data continued herein are subject to change, as additional reconciliations are performed. See footnotes on page 8.

(Pursuant to §4109 (c) (3) of Title 5 GCA)
 General Fund

Government of Guam
Consolidated Revenue/Expenditure Report
General Fund
As of September 30, 2022

<u>EXPENDITURES & ENCUMBRANCES</u>	<u>APPROPRIATIONS ^{1/}</u>	<u>EXPENDITURES ^{2/}</u>	<u>ENCUMBRANCES</u>	<u>FUNDS AVAILABLE</u>
COMMUNITY SERVICES				
Department of Integrated Services for Indiv. with Disabilities (DISID)	1,049,028	881,540	83,593	83,895
Guam Regional Transit Authority	2,553,855	1,197,479	91,982	1,264,394
TOTAL	3,602,883	2,079,019	175,575	1,348,289
RECREATION				
Department of Parks & Recreation (DPR)	2,846,645	2,358,198	260,531	227,915
DPR - Maintenance & Repair of Public Restrooms	95,231	-	-	95,231
DPR - Maintenance & Repair of Pool Facilities	55,478	28,529	-	26,949
DPR - Guam Historic Resources Division	470,246	367,737	19,461	83,048
TOTAL	3,467,600	2,754,464	279,992	433,144
INDIVIDUAL & COLLECTIVE RIGHTS				
Department of Labor (DOL)	1,243,280	1,136,325	-	106,955
DOL - Worker's Compensation Fund	400,000	344,998	-	55,002
Department of Military Affairs	1,131,144	567,431	9,281	554,432
Guam Election Commission (GEC)	1,630,235	1,926,770	27,864	(324,399)
Department of Chamorro Affairs (DCA)	1,689,650	1,159,320	153,786	376,544
Commission on Decolonization (COD) - Operations	129,744	121,359	2,653	5,732
COD - Public Information Program	165,000	5,329	63,371	96,300
Guam Council on the Arts & Humanities Agency (CAHA)	388,859	282,617	1,198	105,044
CAHA - Guam Territorial Band	45,000	12,093	-	32,907
CAHA - Supplies & Equipment for Gallery	60,000	19,802	33,138	7,060
Hagatna Restoration & Redevelopment Authority (HRRA)	287,228	215,050	765	71,413
Commission on Chamorro Language & the Teaching of the History and Culture of the Indigenous People of Guam (Kumision)	454,534	361,388	1,500	91,646
Public Defender Services Corporation (PDS)	6,110,159	6,110,159	-	-
TOTAL	13,734,833	12,262,641	293,556	1,178,636
ECONOMIC DEVELOPMENT				
Department of Agriculture - DOAg	3,195,016	2,185,846	53,336	955,833
DOAg - Animal Shelter (GAIN)	142,585	106,938	35,647	-
DOAg - Civilian Volunteer Conservation Officers Program	200,000	4,700	64,704	130,596
DOAg - GAIN Spay & Neuter Program	450,000	320,466	129,534	-
Bureau of Statistics & Plans (BSP)	816,804	768,704	650	47,450
BSP - Business and Economics Statistics Program	422,719	354,407	-	68,312
TOTAL	5,227,124	3,741,062	283,871	1,202,191

Note: Data continued herein are subject to change, as additional reconciliations are performed. See footnotes on page 8.

(Pursuant to §4109 (c) (3) of Title 5 GCA)
 General Fund

Government of Guam
Consolidated Revenue/Expenditure Report
General Fund
As of September 30, 2022

<u>EXPENDITURES & ENCUMBRANCES</u>	<u>APPROPRIATIONS</u> ^{1/}	<u>EXPENDITURES</u> ^{2/}	<u>ENCUMBRANCES</u>	<u>FUNDS AVAILABLE</u>
MISCELLANEOUS APPROPRIATIONS				
Government of Guam Retirement Fund (GGRF) - Medicare Premiums	4,248,000	4,248,000	-	-
GGRF - Governor/Lieutenant Governor Pensions	356,989	323,419	-	33,570
GGRF - Judges/Supreme Justices Annuities	228,972	228,972	-	-
GGRF - Health/Dental/Life Insurance	32,891,775	37,474,223	-	(4,582,448)
GGRF - Retirement Study	75,000	75,000	-	-
DOA - Supplemental Annuity Benefits Special Fund	6,852,846	6,685,602	-	167,244
DOA - Cost of Living Allowance	14,646,000	14,650,000	-	(4,000)
DOA - Support of Child in Custody - 19 GCA §5116	250,000	-	-	250,000
DOA - Government Claims Fund	382,458	31,254	-	351,204 15/
DOA - Government Annual Single Audit	439,800	439,800	-	-
DOA - Annual Membership for WICHE	-	-	-	-
DOA - Guam Fisherman's Co-op	100,000	100,000	-	-
Northern/Southern Soil & Water Conservation District	67,000	-	-	67,000
TOTAL	60,538,840	64,256,269	-	(3,717,429)
DEBT SERVICE APPROPRIATIONS				
BPT Tax Bonds, Series 2011A	5,893,750	5,893,750	-	-
BPT Tax Bonds, Series 2012B	3,426,204	3,426,204	-	0
GDOE Series 2013A Okkodo Project	2,285,335	2,285,335	-	-
BPT Bonds, Series 2015D	17,864,250	17,864,250	-	-
Limited Obligation Bonds (Section 30), Series 2016A	20,989,625	20,989,625	-	-
GDOE Series 2020A JFK Project	3,083,506	3,083,506	-	(0)
BPT Bonds, 2021 Series E and Series F	6,177,699	8,532,609	-	(2,354,910)
TOTAL	59,720,369	62,075,279	-	(2,354,910)
APPROPRIATIONS FROM FY 2022 REVENUES IN ADDITION TO P.L. 36-54				
Local Employers' Assistance Program (LEAP) Act of 2021 - Per P.L. 36-65	25,000,000	25,000,000	-	- 16/
Prugaman Para Ayuda I Taotao-Ta - Per P.L. 36-106	26,381,000	15,828,600	-	10,552,400 17/
TOTAL	51,381,000	40,828,600	-	10,552,400
APPROPRIATIONS FROM FY 2021 REVENUES				
Guam War Claims Payments - Per P.L. 36-73	9,500,000	1,013,000	-	8,487,000 18/
Guam War Claims Adjudication Committee - Per P.L. 36-73	500,000	51,961	16,955	431,084 19/
Guam Historic Preservation Trust - Per P.L. 36-82	3,500,000	3,500,000	-	- 20/
Office of Veterans Affairs (SERVE ACT) - Per P.L. 36-84	500,000	8,197	-	491,803 21/
Guam Unique Merchandise Art (GUMA) - Per P.L. 36-86	250,000	250,000	-	- 22/
TOTAL	14,250,000	4,823,158	16,955	9,409,887

Note: Data continued herein are subject to change, as additional reconciliations are performed. See footnotes on page 8.

Government of Guam
Consolidated Revenue/Expenditure Report
General Fund
As of September 30, 2022

(Pursuant to §4109 (c) (3) of Title 5 GCA)

General Fund

EXPENDITURES & ENCUMBRANCES

EXPENDITURES/TRANSFERS VIA GENERAL FUND OFFSET IN P.L. 36-54

	<u>APPROPRIATIONS</u> ^{1/}	<u>EXPENDITURES</u> ^{2/}	<u>ENCUMBRANCES</u>	<u>FUNDS AVAILABLE</u>
GMHA Pharmaceutical Fund	-	12,324,715	-	(12,324,715)
Better Public Service Fund	-	80,013	-	(80,013)
TOTAL	-	12,404,728	-	(12,404,728)
GRAND TOTAL	700,482,291	669,707,427	5,003,483	25,771,381 ^{23/}

Footnotes:

- 1/ Pursuant to P.L. 36-54.
- 2/ Actual Cumulative preliminary numbers provided by DOA to exclude X & Z accounts.
- 3/ Inclusive of supplemental appropriation for DRT operations (\$597,326).
- 4/ Inclusive of Mayors Council of Guam appropriations for: Street Maintenance & Beautification (\$281,417) and Village Beautification Projects (\$140,709).
- 5/ Appropriation from the General Fund per P.L. 36-105 to the Department of Public Works due to waiving the liquid fuel tax levy (\$5,000,000).
- 6/ Inclusive of Judiciary appropriation for Adult and Juvenile Drug Courts (\$1,959,724).
- 7/ Inclusive of Department of Public Health & Social Services (DPHSS) appropriation for Professional Nurse Pay (\$1,753,490).
- 8/ Inclusive of supplemental appropriation for DPHSS Senior Citizens operations (\$410,000).
- 9/ Inclusive of Guam Department of Education appropriations for: Bonuses, Rewards & Incentives (\$1,000,000), Merit Bonuses (\$3,100,000), Salary Increments (\$1,000,000), Nurse Pay Structure (\$871,197), Menstrual Hygiene Products (\$100,000), and Education Classification, Compensation & Benefit Study (\$100,000).
 Inclusive of University of Guam appropriations for: Additional funding for Guam Hydrologic Survey (\$239,003) and Water Resource Monitoring (\$28,475), Capital Improvements Fund (\$1,158,283), Guam Green
- 10/ Growth Initiative (\$500,000), Guam Cultural Repository (\$1,675,876), and Sea Grant Program (\$500,000).
- 11/ Inclusive of Guam Community College appropriations for: LPN & Vocational Guidance Programs (\$727,696) and Lodging Management/ProStart Programs (\$22,960).
- 12/ Inclusive of supplemental appropriation from the General Fund per P.L. 36-105 to the Guam Regional Transit Authority due to waiving the liquid fuel tax levy (\$156,707).
- 13/ Inclusive of Department of Parks & Recreation appropriation for Park Patrol Officer Reserve Program (\$90,000).
- 14/ Inclusive of Public Defender Service Corporation appropriation for Alternate Public Defender (\$1,401,651).
- 15/ Inclusive of Additional funding for the Government Claims Fund (\$232,458).
- 16/ Appropriation from the General Fund per P.L. 36-65 for the Local Employers' Assistance Program (\$25,000,000).
- 17/ Appropriation from the General Fund per P.L. 36-106 for Prugraman Ayuda I Taotao-Ta (\$26,381,000).
- 18/ Appropriation from the General Fund to the Guam War Claims Fund per P.L. 36-73 for War Claims Payments (\$10,000,000).
- 19/ Authorization to allocate funds from the \$10,000,000 General Fund appropriation in P.L. 36-73 for the Guam War Claims Adjudication Committee (\$500,000).
- 20/ Appropriation from the General Fund per P.L. 36-82 to the Guam Historic Preservation Trust.
- 21/ Appropriation from the General Fund per P.L. 36-84 to the Office of Veterans Affairs (SERVE Act).
- 22/ Appropriation from the General Fund per P.L. 36-86 for Guam Unique Merchandise Art (GUMA).
- 23/ Inclusive of appropriations from: 1) the savings of refunded BPT bonds achieved in FY 2021 (total \$6,117,458); 2) the General Fund for LEAP (FY22) (\$25,000,000); 3) the General Fund to Department of Public Works (FY22) (\$5,000,000); 4) the General Fund to Guam Regional Transit Authority (FY22) (\$156,707); 4) the General Fund for Prugraman Ayuda Para I Taotao-Ta (FY22) (\$26,381,000); 5) the Guam War Claims Act (FY21) (\$10,000,000); 6) the General Fund to Guam Historic Preservation Trust (FY21) (\$3,500,000); 7) the General Fund to Office of Veterans Affairs (FY21) (\$500,000); and 8) the General Fund for GUMA (FY21) (\$250,000).

Note: Data continued herein are subject to change, as additional reconciliations are performed.



BUREAU OF BUDGET & MANAGEMENT RESEARCH

OFFICE OF THE GOVERNOR
Post Office Box 2950, Hagåtña Guam 96932



LOURDES A. LEON GUERRERO
GOVERNOR

LESTER L. CARLSON, JR.
DIRECTOR

JOSHUA F. TENORIO
LIEUTENANT GOVERNOR

OCT 20 2022

The Honorable Therese M. Terlaje
Speaker
I Mina'trentai Sais Na Liheslaturan Guåhan
Thirty-Sixth Guam Legislature
Guam Congress Building
163 Chalan Santo Papa
Hagåtña, Guam 96910

Dear Speaker Terlaje:

Attached is the special revenue fund tracking report for the Guam Highway Fund, Solid Waste Operations Fund (Tipping Fees), Territorial Educational Facilities Fund, Tourist Attraction Fund, Healthy Futures Fund, and Customs, Agriculture and Quarantine Inspection Services Fund for Fiscal Year 2022 for the month ending September 30, 2022 pursuant to item (1) of §13109(a) of Title 2 GCA, Chapter 13.

The attached reports are in draft form for the period provided and are subject to change. Should you have any questions, please do not hesitate to contact this office.

Senseramente,

LESTER L. CARLSON, JR.

<i>Certification of Information Contained in Attachment A</i>
<i>Lester L. Carlson, Jr, Director, Bureau of Budget and Management Research</i>

Attachment(s)

cc: Office of Public Accountability

Government of Guam

FY 2022 Special Revenue Fund Tracking

For the month ending September 30, 2022

Pursuant to §13109(a)(1) of Title 2 GCA, Chapter 13

Attachment A

		<i>Description/Fund Code</i>					
Month		<i>Guam Highway 208</i>	<i>Solid Waste Operations 416</i>	<i>Territorial Educational Facilities Fund 205</i>	<i>Tourist Attraction 206</i>	<i>Healthy Futures 602</i>	<i>CQA Inspections Services Fund 209</i>
FY 2022 (Oct 21 - Sept 22)							
(A) October	Actual	1,717,624	1,637,851	258,256	962,255	2,705,657	112,834
(B) November	Actual	1,690,447	1,581,080	273,407	748,425	3,313,973	134,744
(C) December	Actual	1,864,508	1,635,760	987,172	1,009,637	3,413,998	157,429
(D) January	Actual	1,570,403	1,543,552	3,858,242	1,375,459	3,482,546	135,088
(E) February	Actual	1,607,171	1,464,493	18,173,009	1,118,276	2,360,104	102,240
(F) March	Actual	1,936,596	1,496,025	2,166,444	1,823,111	3,958,461	133,627
(G) April	Actual	1,780,924	1,485,741	8,289,022	1,250,552	3,096,735	159,930
(H) May	Actual	1,761,011	1,594,499	397,553	1,000,636	2,972,197	247,761
(I) June	Actual	2,111,507	1,605,028	581,850	1,108,630	2,949,170	347,169
(J) July	Actual	1,521,386	1,604,456	242,273	2,079,406	2,813,827	1,035,029
(K) August	Actual	1,168,347	1,651,281	272,558	2,152,580	2,370,184	122,540
(L) September	Actual	1,153,990	1,487,200	294,733	2,149,593	2,899,548	204,077
(M) Tracking FY 2022		19,883,914	18,786,966	35,794,519	16,778,560	36,336,399	2,892,469
(N) Public Law 36-54		21,841,583 ^{1/}	18,967,560 ^{1/}	34,639,348	15,775,141	42,820,945	2,738,473
(O) Overage/(Shortage)	(M-N)	(1,957,669)	(180,594)	1,155,171	1,003,419	(6,484,546)	153,996

1/ Reflective of the adopted gross revenue level.

Note 1: Data contained herein are subject to change, as additional reconciliations are performed.

Government Of Guam
 Combined Comparative Statement Of Revenues
 Special Revenue Funds
 September 30, 2022 & 2021

DRAFT

	ACTUAL Collection for the month			ACTUAL Collection for the Year-To-Date		
	September, 2022	September, 2021	Increase (Decrease)	Fiscal Year 2022	Fiscal Year 2021	Increase (Decrease)
Air Pollution Control Special Fund						
Emission fee - \$6 per ton per year	0	0	0	0	0	0
Penalty - excess emission - \$1,000	150	250	(100)	149,667	187,054	(37,387)
Admin permit amend nonmajor - \$100	0	0	0	0	0	0
Use of money and property	0	0	0	0	0	0
TOTAL	\$ 150	\$ 250	\$ (100)	\$ 149,667	\$ 187,054	\$ (37,387)
Banking & Insurance Enforcement Fund						
Exam fees	0	0	0	0	0	0
ATM fees	0	0	0	0	0	0
Banking & Insurance enforcement	18,680	21,575	(2,895)	329,006	424,313	(95,307)
Use of money and property	5	15	(10)	86	223	(137)
TOTAL	\$ 18,685	\$ 21,590	\$ (2,905)	\$ 329,092	\$ 424,536	\$ (95,444)
Better Public Service Fund						
Fees and fines	0	0	0	490	6,510	(6,020)
Service contract provide application fee-250	0	0	0	25	25	0
Service contract provide filing fee-25	0	0	0	150	125	25
Use of money and property	0	0	0	0	0	0
TOTAL	\$ 0	\$ 0	\$ 0	\$ 665	\$ 6,660	\$ (5,995)
Chamorro Land Trust Operations Fund						
Land trust application fees	150	0	150	1,350	750	600
Commercial leases / license	6,229	34,092	(27,863)	516,503	792,874	(276,371)
Agriculture / residential land trust lease	0	0	0	0	0	0
Payment in lieu of real property tax	0	0	0	0	0	0
Sale of government land (PL#31-53)	0	0	0	0	0	0
Use of money and property	19	51	(32)	329	726	(397)
TOTAL	\$ 6,398	\$ 34,143	\$ (27,745)	\$ 118,181	\$ 794,150	\$ (675,969)
Corrections Revolving Fund						
DOC revolving fund	339,851	70,938	268,714	1,530,865	1,851,625	(320,761)
Use of money and property	0	0	0	0	0	0
TOTAL	\$ 339,851	\$ 70,938	\$ 268,714	\$ 1,530,865	\$ 1,851,625	\$ (320,761)
Custom, Agric and Quarantine Inspection Fund						
Customs overtime services	0	0	0	0	0	0
Passenger inspection fee - All	0	50	(50)	580	53	527
Passenger inspection fee - Port Authority	0	0	0	0	(13,170)	13,170
Passenger inspection fee - Airport Authority	100,000	30,000	70,000	1,628,920	459,835	1,169,085
Cargo inspection fee - All	104,067	26,322	77,745	1,262,841	377,731	885,110
Port inspection fee - single <4000#	0	0	0	0	(13,094)	13,094
Port inspection fee - single >4000#	0	0	0	0	938,030	(938,030)
Port inspection fee - multi <4000#	0	0	0	0	(650)	650
Port inspection fee - multi >4000#	0	0	0	0	0	0
Air inspection fee - single <100#	0	0	0	0	14,855	(14,855)
Air inspection fee - single >100#	0	0	0	0	45,154	(45,154)
Revenue - other payments	0	0	0	64	2	62
Use of money and property	10	15	(5)	64	574	(510)
TOTAL	\$ 204,077	\$ 56,337	\$ 147,740	\$ 2,892,469	\$ 1,809,323	\$ 1,083,146
DPHSS Sanitary Inspection Revolving Fund						
Sanitary inspection-register fee	41,685	22,545	19,140	302,454	153,838	148,617
Use of money and property	8	17	(9)	122	198	(76)
TOTAL	\$ 41,694	\$ 22,562	\$ 19,131	\$ 302,577	\$ 154,036	\$ 148,541
Enhanced 911 Emergency Reporting System Fund						
911 surcharge \$1	169,424	181,181	(11,757)	2,090,054	2,135,465	(45,411)
Use of money and property	33	165	(132)	858	2,049	(1,191)
TOTAL	\$ 169,457	\$ 181,346	\$ (11,889)	\$ 2,090,912	\$ 2,137,514	\$ (46,602)
Environmental Health Fund						
Health permits - business	31,121	13,303	17,818	874,005	810,543	63,462
PH registration and penalty	0	0	0	0	0	0
De-rating inspection and certificates	0	0	0	0	0	0
Health certificates	42,692	38,224	4,468	486,653	474,043	12,610
Administrative penalties	0	100	(100)	600	500	100
Use of money and property	11	29	(18)	188	250	(62)
TOTAL	\$ 73,824	\$ 51,566	\$ 22,258	\$ 1,361,446	\$ 1,285,336	\$ 76,110

Government Of Guam
 Combined Comparative Statement Of Revenue
 Special Revenue Funds
 September 30, 2022 & 2021

DRAFT

	ACTUAL Collection for the month			ACTUAL Collection for the Year-To-Date		
	September, 2022	September, 2021	Increase (Decrease)	Fiscal Year 2022	Fiscal Year 2021	Increase (Decrease)
Fire, Life & Medical Emergency Fund						
Transport / standby fees	100	0	100	1,666	150	1,516
Fire prevention fees	13,843	12,488	1,356	143,869	132,950	10,919
Other fees	21	7	14	6,975	34,550	(27,575)
Ambulance service	83,504	77,091	6,414	840,198	863,039	(22,841)
Fire citations	0	0	0	0	0	0
Use of money and property	0	0	0	0	0	0
TOTAL	\$ 97,468	\$ 89,585	\$ 7,883	\$ 992,798	\$ 1,030,689	\$ (37,891)
Guam Contractors License Board Fund						
Contractors fees	59,536	28,050	33,486	952,205	848,717	103,488
Use of money and property	16	33	(17)	204	327	(123)
TOTAL	\$ 59,546	\$ 28,083	\$ 33,463	\$ 952,409	\$ 849,044	\$ 103,365
Guam Environmental Trust Fund						
Insurance assessment fee	0	0	0	519,624	425,025	83,999
Use of money and property	6	17	(11)	101	183	(82)
TOTAL	\$ 6	\$ 17	\$ (11)	\$ 519,724	\$ 425,208	\$ 83,811
Guam (Territorial) Highway Fund						
Liquid fuel taxes:						
Aviation fuel tax	257,672	196,830	60,842	2,216,773	2,599,522	(382,749)
Diesel fuel tax	0	88,874	(88,874)	942,960	1,019,541	(76,581)
Other fuel tax	0	(869,036)	869,036	0	(513,148)	513,148
Drawbacks	0	0	0	0	0	0
Mass transit surcharge on diesel fuel	0	546,151	(546,151)	4,926,582	5,149,270	(222,688)
Auto surcharge on other fuels	0	145,643	(145,643)	1,313,731	1,439,822	(126,091)
Condition for deposit fee penalty	0	0	0	0	0	0
GRT credits and adjust taken GHF	131	0	(131)	101	131	(30)
Interest and penalties on taxes	0	0	0	0	0	0
Liquid fuel taxes	257,672	118,412	139,260	9,400,046	9,598,007	(197,961)
Licenses and registrations	896,305	752,097	144,208	10,483,823	10,116,292	367,531
Use of money and property	13	26	(13)	246	657	(411)
TOTAL	\$ 1,153,990	\$ 870,535	\$ 283,455	\$ 19,883,915	\$ 19,714,957	\$ 168,958
Guam Invasive Species Inspection Fee Fund						
Invasive species inspection fees	38,573	24,340	14,233	664,446	692,828	(28,382)
Use of money and property	2	7	(5)	41	111	(70)
TOTAL	\$ 38,575	\$ 24,347	\$ 14,228	\$ 664,487	\$ 692,940	\$ (28,453)
Guam Museum Fund						
Transfer in/from TAF	0	0	0	0	0	0
Guam museum fees	0	0	0	0	0	0
Building permit fees - 25%	28,977	22,506	6,471	402,398	279,729	122,669
Rental - building	0	0	0	0	0	0
Donations and contributions	0	0	0	0	0	0
TOTAL	\$ 28,977	\$ 22,506	\$ 6,471	\$ 402,398	\$ 279,729	\$ 122,669
Guam Plant Inspection and Permit Fund						
Guam plant inspection and permit	5,922	6,364	(442)	94,369	96,872	(2,503)
Use of money and property	2	7	(5)	42	65	(23)
TOTAL	\$ 6,924	\$ 6,371	\$ 553	\$ 94,411	\$ 96,937	\$ (2,526)
Health Professional Licensing Office Revolving Fund						
Healing Arts	0	0	0	0	0	0
Allied Health License	7,220	1,075	6,145	23,930	43,788	(19,858)
Dental Board License	650	4,865	(4,215)	21,095	49,285	(28,190)
Medical Board License	15,250	22,825	(7,575)	154,650	83,495	71,155
Nursing Board License	4,155	9,760	(5,605)	52,785	148,389	(95,604)
Optometry Board License	465	750	(285)	2,535	3,778	(1,243)
Pharmacy Board License	4,655	4,460	195	22,275	21,140	1,135
Cosmetology Board License	334	691	(357)	7,107	5,352	1,755
Use of money and property	0	4	(4)	16	35	(19)
TOTAL	\$ 32,729	\$ 46,530	\$ (13,801)	\$ 294,393	\$ 365,262	\$ (70,869)
Healthy Futures Funds						
Cigarettes	2,419,303	2,999,799	(580,497)	29,727,262	33,796,297	(4,069,035)
Cigars	4,246	0	4,246	45,657	755,412	(709,755)
Others	138,098	132,832	5,266	1,610,113	1,667,920	(57,807)
Distilled spirit	141,062	1,17,596	3,497	2,047,828	1,174,738	873,090
Vinous beverages	32,530	27,010	5,521	556,426	387,498	168,928
Malted fermented beverages	164,269	205,589	(41,320)	2,345,907	1,956,939	388,968
Alcohol violation fee & fine	0	0	0	3,000	0	3,000
Interest and penalties on alcohol	0	0	0	0	0	0
GRT credit & adj taken healthy futures funds	0	0	0	(657)	0	(657)
Use of money and property	10	108	(98)	815	3,223	(2,408)
TOTAL	\$ 2,899,549	\$ 3,502,935	\$ (603,386)	\$ 36,336,400	\$ 39,742,927	\$ (3,406,527)

Government Of Guam
 Combined Comparative Statement Of Revenues
 Special Revenue Funds
 September 30, 2022 & 2021

DRAFT

	ACTUAL Collection for the month			ACTUAL Collection for the Year-To-Date		
	September, 2022	September, 2021	Increase (Decrease)	Fiscal Year 2022	Fiscal Year 2021	Increase (Decrease)
Indirect Cost Fund						
Office of the Governor	0	2,028	(2,028)	0	7,845	(7,845)
Office of the Lt Governor	0	0	0	0	462	(462)
Department of Revenue & Taxation	0	0	0	0	0	0
Bureau Statistics and Plans	0	0	0	56,237	54,252	1,985
Department of Law	0	0	0	0	0	0
Guam police-Indirect Cost	0	0	0	0	0	0
Agency of Human Resources Development	0	0	0	0	0	0
Department of Agriculture	0	0	0	20,719	0	20,719
Dept of Public Health & Social Service	311,627	1,701	309,926	1,172,966	252,855	920,111
Library - Indirect Cost	0	0	0	0	0	0
Department of Youth Affairs	0	0	0	705	388	316
Dept of Mental Health & Substance Abuse	0	0	0	351,137	140,141	210,996
Department of Labor	0	8,778	(8,778)	767	229,742	(228,975)
Department of Parks & Recreation	0	0	0	0	0	0
Department of Vocational Rehabilitation	0	0	0	0	44,239	(44,239)
Civil Defense	0	0	0	0	0	0
Guam Energy Office	0	0	0	0	0	0
Guam Public Library System	0	0	0	0	10,529	(10,529)
Council of Arts & Humanities	0	0	0	0	0	0
Use of money and property	0	0	0	0	0	0
TOTAL	\$ 311,627	\$ 12,507	\$ 299,120	\$ 1,602,530	\$ 740,482	\$ 862,078
Land Survey Revolving Fund						
Document tax - land survey fee	1,663,880	218,538	1,445,344	4,096,653	2,617,648	1,479,006
Rental of government land	4,639	3,205	1,434	39,865	44,876	(5,011)
Recording fee	30,759	27,922	2,837	369,518	376,575	(2,957)
Application fees	0	0	0	0	0	0
Certificates of document fees	17,521	20,370	(2,849)	225,908	214,020	11,888
Rezoning fees	0	0	0	6,400	1,280	5,120
Subpoena fees	0	0	0	35	45	(10)
Use of money and property	0	0	0	0	0	0
TOTAL	\$ 1,716,799	\$ 270,033	\$ 1,446,766	\$ 4,738,179	\$ 3,254,443	\$ 1,483,736
Limited Gaming Fund						
Bingo / Lottery	0	0	0	0	0	0
Cockfighting	0	0	0	0	0	0
Carnival / Liberation Day	0	0	0	0	0	0
Electronic gaming devices	0	0	0	0	0	0
Other gaming activities	0	0	0	0	0	0
License fees - limited gaming	0	0	0	0	0	0
Penalties - failure to file	0	25	(25)	(7)	819	(802)
Penalties - late tax payment	0	0	0	0	0	0
Dept of Revenue & Taxation - admin - 5%	0	0	0	0	0	0
Mayors Council - repair of facilities 1/3	28,633	34,566	(5,932)	324,449	292,663	31,786
Dept of Parks & Rec - repair of facilities 1/3	29,557	35,681	(6,124)	334,915	302,104	32,811
GDOE - repair of facilities 1/3	29,557	35,681	(6,124)	334,915	302,104	32,811
Interest - Limited Gaming Fund	1	10	(9)	16,223	1,362	14,861
Consolidated fund - 95%	0	0	0	0	0	0
Dept of Admin - admin - 5%	4,619	5,576	(957)	52,335	47,207	5,128
For recon	0	0	0	0	0	0
Cred/Adj taken limited gaming	0	0	0	0	0	0
Use of money and property	0	12	(12)	33	186	(153)
TOTAL	\$ 82,388	\$ 111,549	\$ (19,161)	\$ 1,082,862	\$ 946,243	\$ 116,619
Manpower Development Fund						
Registration fees - non immigrant	0	0	0	0	0	0
Registration fees - GCC share	640,850	348,850	294,000	4,594,270	2,566,041	2,028,229
Registration fees - Labor share	274,650	148,650	126,000	1,968,972	1,099,731	869,241
Citation fee - non immigration temp worker	8,000	0	8,000	42,600	5,950	36,650
Citation fee - fair emplmt pract etc	0	300	(300)	2,100	4,350	(2,250)
Use of money and property	34	67	(33)	463	751	(288)
TOTAL	\$ 923,534	\$ 497,867	\$ 427,667	\$ 6,608,405	\$ 3,678,823	\$ 2,931,583
Mental Health and Substance Abuse Services Fund						
Psychotherapy Services	0	1,265	(1,265)	42,956	11,186	31,770
Pharmacy Medication Fees	0	40,130	(40,130)	258,653	419,725	(161,072)
TOTAL	0	\$ 41,395	\$ (41,395)	\$ 301,609	\$ 430,911	\$ (129,302)
Office of Vital Statistics Revolving Fund						
Marriage waiver	2,150	1,300	850	21,610	20,360	1,250
Marriage application	3,125	2,230	895	30,865	30,530	335
Firearms permits	0	0	0	0	0	0
Birth certificate	8,960	6,313	650	85,423	86,901	4,480
Death certificate	3,745	2,350	1,395	38,855	33,964	2,891
Marriage certificate	2,910	2,620	290	38,580	37,521	1,059
Burial permit	530	855	(125)	5,910	5,950	(40)
Affidavit of paternity	735	943	(208)	11,267	11,909	(642)
Affidavit of public acknowledgment	170	0	170	810	362	548
Court order change of name	30	50	(20)	1,280	325	965
Declaratory judgement	100	30	70	703	395	308
Adoptions	65	60	5	980	705	275
Research fee	154	81	83	663	508	155
Use of money and property	0	1	(1)	6	35	(29)
TOTAL	\$ 28,874	\$ 18,812	\$ 4,064	\$ 233,059	\$ 223,494	\$ 11,565

Government Of Guam
 Combined Comparative Statement Of Revenues
 Special Revenue Funds
 September 30, 2022 & 2021

DRAFT

	ACTUAL Collection for the month			ACTUAL Collection for the Year-To-Date		
	September, 2022	September, 2021	Increase (Decrease)	Fiscal Year 2022	Fiscal Year 2021	Increase (Decrease)
Pesticide Management Fund						
Pesticide management fund fees	20,961	18,956	1,948	135,110	196,658	(61,549)
Use of money and property	0	0	0	0	0	0
TOTAL	\$ 20,961	\$ 18,956	\$ 1,948	\$ 135,110	\$ 196,658	\$ (61,549)
Police Patrol Vehicle & Equipment Revolving Fund						
Ovis fees / reinspection fees	37,056	34,243	2,853	332,818	360,767	(27,949)
Damaged GPD vehicle	0	0	0	0	2,099	(2,099)
Use of money and property	0	(3)	0	0	1	(1)
TOTAL	\$ 37,056	\$ 34,243	\$ 2,853	\$ 332,818	\$ 362,867	\$ (30,049)
Police Services Fund						
Accessible parking fees 50%	0	0	0	1,060	2,852	(1,792)
Annual gun business registration / \$600	600	600	0	13,800	16,200	(2,400)
Government of Guam ID / \$10	0	0	0	0	0	0
Traffic report copy fee / \$10	11,076	8,346	2,730	115,570	85,654	29,916
Police blotter report \$1 1st page / \$.10 each	0	0	0	0	0	0
Police clearance \$7 / \$1 per copy	22,605	15,465	7,140	278,295	226,391	51,904
Filing record - security officer / \$75	0	0	0	0	200	(200)
Firearm trainers / \$500	0	0	0	0	0	0
Highway special use permit / \$50	0	0	0	0	0	0
Firearm registration / \$40	24,280	23,960	320	242,560	272,160	(29,600)
Non-concealed firearm ID / \$25	10,105	10,492	(387)	117,046	106,812	10,234
Concealed firearm ID / \$60	9,682	11,948	(2,266)	124,527	131,634	(7,107)
Fingerprinting fee / \$20	5,406	5,202	204	58,208	44,234	13,974
Subpoena fee	0	0	0	35	105	(70)
Abstract criminal records / \$15	1,050	735	315	11,865	9,540	2,325
Police clearance additional copies	175	121	54	2,045	1,215	830
Fine - unauthorized use uniform / \$500+	0	0	0	0	0	0
Firearm ID late renewal fee / \$5	558	549	9	7,767	2,538	5,229
Certified copy of records / \$10	0	0	0	54	18	36
Firearm inspection fee / \$5	5,391	5,310	81	53,752	60,291	(6,539)
Vehicle release fee / \$10	0	0	0	27	27	0
Witness fees / \$35	0	0	0	0	89	(89)
Special event fee / \$100	86	1,290	(1,204)	12,427	17,888	(5,461)
Restitutions - GPD	0	100	(100)	18,031	11,000	7,031
Other revenues - GPD	0	0	0	28,725	10,127	18,598
Use of money and property	0	0	0	0	0	0
TOTAL	\$ 81,014	\$ 84,119	\$ 6,896	\$ 1,085,794	\$ 996,976	\$ 88,818
Prof Eng, Architects & Land Surveyors Board Fund						
P.E.A.L.S. examination / license fees	8,000	13,875	(7,795)	256,460	273,025	(16,565)
Use of money and property	0	3	(3)	15	33	(18)
TOTAL	\$ 8,000	\$ 13,878	\$ (7,797)	\$ 256,475	\$ 273,058	\$ (16,583)
Public Recreation Services Fund						
Park fees / park use permits	3,580	740	2,840	33,675	26,830	6,845
Park vendor permits	1,725	0	1,725	31,448	7,893	23,555
Community programs fees	0	0	0	0	331	(331)
Paseo Stadium fees	600	100	600	600	6	594
Pool and beach fees	0	0	0	0	0	0
Recreational admn fees	1,500	0	1,500	13,160	0	13,160
Youth Center fees	0	0	0	0	0	0
Guam Sports Complex	600	39	561	2,900	2,489	411
Paseo Recreational Center	0	0	0	350	0	350
Hegatina / Tiyan Tennis Center	0	0	0	716	475	241
Guerrero Stadium - Tiyan Fields	0	0	0	0	230	(230)
Tiyan Football / Soccer Field	0	0	0	0	0	0
Baseball fields - Ypaopao	0	0	0	0	0	0
Recreational water use plan	0	0	0	0	0	0
Use of money and property	0	0	0	4	10	(6)
TOTAL	\$ 8,006	\$ 779	\$ 7,227	\$ 82,052	\$ 38,263	\$ 44,590
Public School Library Resources Fund						
School library resources fund	91,663	42,260	49,403	1,040,534	609,278	431,256
Use of money and property	0	0	0	49	18	31
TOTAL	\$ 91,671	\$ 42,260	\$ 49,411	\$ 1,040,583	\$ 609,297	\$ 431,287
Public Transit Fund						
Surcharge - Diesel taxes	0	0	0	261,526	0	261,526
Bus Fares -GMTA	498	90	408	3,394	2,923	471
Use of money and property	0	0	0	0	0	0
TOTAL	\$ 498	\$ 90	\$ 408	\$ 264,919	\$ 2,923	\$ 261,996
Rabies Prevention Fund						
Pet license	805	215	590	3,875	4,200	(325)
Impoundment fee	0	0	0	0	0	0
Sterilization deposit	0	0	0	0	0	0
Entry permit	5,699	3,170	2,485	38,990	43,359	(4,369)
Use of money and property	0	0	0	0	0	0
TOTAL	\$ 6,504	\$ 3,385	\$ 3,119	\$ 42,865	\$ 47,559	\$ (4,694)

Government Of Guam
 Combined Comparative Statement Of Revenue
 Special Revenue Funds
 September 30, 2022 & 2021

DRAFT

	ACTUAL Collection for the month			ACTUAL Collection for the Year-To-Date		
	September, 2022	September, 2021	Increase (Decrease)	Fiscal Year 2022	Fiscal Year 2021	Increase (Decrease)
Recycling Revolving Fund						
Recycling Fees	233,483	203,075	30,408	2,770,523	2,839,389	(68,866)
Use of money and property	0	0	(0)	0	16	(16)
TOTAL	\$ 233,483	\$ 203,075	\$ 30,408	\$ 2,770,523	\$ 2,839,405	\$ (68,882)
Safe Streets Fund						
DOC - Safe streets fund	0	61,622	(61,622)	5,602	73,122	(67,520)
Use of money and property	0	0	0	1	2	(1)
TOTAL	\$ 0	\$ 61,622	\$ (61,622)	\$ 5,603	\$ 73,124	\$ (67,521)
Solid Waste Operations Fund						
Tipping fee settlement Lagu	0	0	0	0	0	0
Solid waste bid package fee	0	0	0	0	0	0
Fee - household collection	439,783	(184)	439,946	7,906,126	7,083,921	822,205
Fee - compact Ordot tipping fee \$4 cu yd	853,820	0	853,820	9,334,416	8,053,694	1,280,722
Fee - uncompact Ordot tipping fee \$4 cu yd	58,495	0	58,495	883,503	1,481,187	(597,684)
Fee - uncompact Agat transfer station	3,645	0	3,645	56,653	60,970	(4,316)
Fee - uncompact Dededo transfer station	0	0	0	0	0	0
Fee - uncompact Malojloj transfer station	4,725	0	4,725	63,565	65,735	(2,170)
Miscellaneous	102,590	0	102,590	201,076	0	201,076
Restoration charge	1,900	0	1,900	30,350	67,600	(37,250)
Transfer charge	0	0	0	0	0	0
Reactivation charge	250	0	250	4,250	5,200	(950)
Trash tags	540	0	540	8,840	8,144	1,696
Fee - uncompact Harmon transfer	21,377	0	21,377	295,601	264,225	11,376
Investment from settlement Lagu	0	0	0	0	0	0
Use of money and property	95	(0)	95	1,588	2,873	(1,285)
TOTAL	\$ 1,487,200	\$ (184)	\$ 1,487,384	\$ 18,786,966	\$ 17,113,548	\$ 1,673,418
Street Light Fund						
Abandoned vehicle fee - vehicle registration	348,794	305,289	43,505	4,152,059	4,282,282	(130,223)
Use of money and property	0	0	0	0	0	0
TOTAL	\$ 348,794	\$ 305,289	\$ 43,505	\$ 4,152,059	\$ 4,282,282	\$ (130,223)
Tax Collection Enhancement Fund						
Passport fees	79,512	35,780	43,732	910,041	529,808	380,233
Passport expedite fees	12,152	6,360	5,792	130,494	79,411	51,083
Passport expedite mail fees	0	3	(3)	404	147	257
Use of money and property	0	0	0	0	0	0
TOTAL	\$ 91,664	\$ 42,143	\$ 49,521	\$ 1,040,939	\$ 609,366	\$ 431,572
Territorial Education Facilities Fund						
DRT property taxes	257,309	191,792	65,517	30,377,059	31,119,049	(741,990)
DRT property taxes - others	0	0	0	81,869	0	81,869
Penalties and interest	37,391	38,466	(1,075)	5,324,986	4,298,322	1,026,664
Real property tax bank fees	0	0	0	30	425	(395)
Bank deposit shortage - overage	0	0	0	0	0	0
Use of money and property	33	(34)	(67)	576	770	(194)
TOTAL	\$ 294,733	\$ 230,222	\$ 64,511	\$ 35,794,520	\$ 35,418,566	\$ 375,954
Tourist Attraction Fund						
Occupancy taxes, hotel & motel	2,149,593	1,622,576	527,017	16,775,348	13,002,349	3,773,000
Other occupancy taxes	0	0	0	0	0	0
Occupancy taxes, interest & penalties	0	0	0	0	0	0
Use of money and property	0	(0)	0	3,204	90	3,114
Gain (Loss) on investment	0	0	0	7	0	7
TOTAL	\$ 2,149,593	\$ 1,622,576	\$ 527,017	\$ 16,778,559	\$ 13,002,439	\$ 3,776,121
Water Protection Fund						
Grading plan review fees	152	273	(121)	4,300	3,397	903
Clearing and grubbing permits	2,826	5,639	(2,814)	38,491	46,931	(8,440)
Stockpiling permits	282	765	(483)	21,931	17,443	4,488
Field citation violations	0	0	0	98,000	5,015	92,985
Use of money and property	0	0	0	0	0	0
TOTAL	\$ 3,260	\$ 6,677	\$ (3,417)	\$ 162,722	\$ 72,785	\$ 89,937
Water Research and Development Fund						
Well drilling permit	1,750	250	1,500	74,890	75,835	(945)
Use of money and property	0	0	0	0	0	0
TOTAL	\$ 1,750	\$ 250	\$ 1,500	\$ 74,890	\$ 75,835	\$ (945)

Government Of Guam
 Actual Revenues Compared to Prorated Adopted Revenues
 Special Revenue Funds
 Twelve Months Ended September 30, 2022

DRAFT

	For the Months			Year-To-Date		
	Adopted Revenues	Actual Collections	Favorable (Unfavorable)	Adopted Revenues	Actual Collections	Favorable (Unfavorable)
Air Pollution Control Special Fund						
Emission fee / \$6 per ton per year	0	0	0	0	0	0
Penalty - excess emission / \$1,000	15,674	150	(15,524)	140,245	149,687	9,442
Admin permit amend nonmajor / \$100	0	0	0	0	0	0
Use of money and property	0	0	0	0	0	0
TOTAL	\$ 15,674	\$ 150	\$ (15,524)	\$ 140,245	\$ 149,687	\$ 9,442
Banking & Insurance Enforcement Fund						
Exam fees	0	0	0	0	0	0
ATM fees	0	0	0	0	0	0
Banking & Insurance enforcement	23,582	18,630	(4,952)	478,857	329,006	(149,851)
Use of money and property	0	5	5	0	86	86
TOTAL	\$ 23,582	\$ 18,635	\$ (4,947)	\$ 478,857	\$ 329,092	\$ (149,765)
Better Public Service Fund						
Fees and fines	321,251	0	(321,251)	1,290,837	490	(1,290,347)
Service contract provide application fee-250	0	0	0	0	25	25
Service contract provide filing fee-25	0	0	0	200	150	(50)
Use of money and property	0	0	0	0	0	0
TOTAL	\$ 321,251	\$ 0	\$ (321,251)	\$ 1,291,037	\$ 665	\$ (1,290,372)
Chamorro Land Trust Operations Fund						
Land trust application fees	1,450	150	(1,300)	4,150	1,350	(2,800)
Commercial leases / license	61,780	6,229	(55,551)	1,023,469	516,503	(506,967)
Agriculture / residential land trust lease	0	0	0	130	0	(130)
Payment in lieu of real property tax	0	0	0	0	0	0
Sale of government land (PL#31-53)	0	0	0	0	0	0
Use of money and property	0	19	19	0	329	329
TOTAL	\$ 63,230	\$ 6,398	\$ (56,832)	\$ 1,327,749	\$ 916,181	\$ (411,568)
Dept of Corrections Inmate Revolving Fund						
DOC revolving fund	42,946	339,651	296,705	1,121,019	1,530,865	409,846
Use of money and property	0	0	0	0	0	0
TOTAL	\$ 42,946	\$ 339,651	\$ 296,705	\$ 1,121,019	\$ 1,530,865	\$ 409,846
Custom, Agric and Quarantine Inspection Fund						
Customs overtime services	0	0	0	0	0	0
Passenger inspection fee - All	0	0	0	44,227	580	(43,647)
Passenger inspection fee - Port Authority	0	0	0	0	0	0
Passenger inspection fee - Airport Authority	249,680	100,000	(149,680)	2,167,751	1,628,920	(538,831)
Cargo inspection fee - All	18,536	104,067	85,531	390,791	1,262,641	872,050
Port inspection fee - single <4000#	0	0	0	325	0	(325)
Port inspection fee - single >4000#	0	0	0	89,427	0	(89,427)
Port inspection fee - multi <4000#	0	0	0	0	0	0
Port inspection fee - multi >4000#	0	0	0	0	0	0
Air inspection fee - single <100#	0	0	0	7,325	0	(7,325)
Air inspection fee - single >100#	0	0	0	11,320	0	(11,320)
Revenue - other payments	875	0	(875)	7,307	64	(7,243)
Use of money and property	0	10	10	0	64	64
TOTAL	\$ 259,091	\$ 204,077	\$ (55,014)	\$ 2,738,473	\$ 2,892,489	\$ 153,996
DPHSS Sanitary Inspection Revolving Fund						
Sanitary inspection-register fee	15,374	41,685	26,311	167,383	302,454	135,071
Use of money and property	0	8	8	0	122	122
TOTAL	\$ 15,374	\$ 41,693	\$ 26,320	\$ 167,383	\$ 302,576	\$ 135,193
Enhanced 911 Emergency Reporting System Fund						
911 surcharge \$1	185,991	169,424	(16,567)	2,159,975	2,090,054	(69,921)
Use of money and property	0	33	33	0	858	858
TOTAL	\$ 185,991	\$ 169,457	\$ (16,534)	\$ 2,159,975	\$ 2,090,912	\$ (69,063)
Environmental Health Fund						
Health permits - business	8,301	31,121	22,820	788,187	874,005	85,818
PH registration and penalty	0	0	0	1,020	0	(1,020)
De-rating inspection and certificates	0	0	0	0	0	0
Health certificates	52,477	42,692	(9,785)	601,228	486,653	(114,575)
Administrative penalties	0	0	0	0	600	600
Use of money and property	0	11	11	0	188	188
TOTAL	\$ 60,778	\$ 73,824	\$ 13,046	\$ 1,390,435	\$ 1,361,446	\$ (28,989)

Government Of Guam
Actual Revenues Compared to Prorated Adopted Revenues
Special Revenue Funds
Twelve Months Ended September 30, 2022

DRAFT

	For the Months			Year-To-Date		
	Adopted Revenues	Actual Collections	Favorable (Unfavorable)	Adopted Revenues	Actual Collections	Favorable (Unfavorable)
Fire, Life & Medical Emergency Fund						
Transport - standby fees	154	100	(54)	3,250	1,666	(1,584)
Fire prevention fees	7,319	13,843	6,524	67,585	143,869	76,284
Other fees	35	21	(14)	1,712	8,975	5,263
Ambulance service	56,165	83,504	27,339	902,285	840,196	(62,089)
Fire citations	0	0	0	0	0	0
Use of money and property	0	0	0	0	0	0
TOTAL	\$ 63,673	\$ 97,466	\$ 33,793	\$ 974,832	\$ 992,706	\$ 17,874
Guam Contractors License Board Fund						
Contractors fees	25,583	55,530	33,947	711,228	957,205	246,977
Use of money and property	0	16	16	0	204	204
TOTAL	\$ 25,583	\$ 55,546	\$ 33,963	\$ 711,228	\$ 957,409	\$ 247,181
Guam Environmental Trust Fund						
Insurance assessment fee	1,838	0	(1,838)	453,504	519,624	66,120
Use of money and property	0	6	6	0	101	101
TOTAL	\$ 1,838	\$ 6	\$ (1,832)	\$ 453,504	\$ 519,724	\$ 66,221
Guam (Territorial) Highway Fund						
Liquid fuel taxes						
Aviation fuel tax	326,540	257,672	(68,868)	3,485,645	2,216,773	(1,268,872)
Diesel fuel tax	59,756	0	(59,756)	1,009,594	942,960	(66,634)
Other fuel tax	19,408	0	(19,408)	284,117	0	(284,117)
Drawbacks	0	0	0	0	0	0
Mass transit surcharge on diesel fuel	462,818	0	(462,818)	5,705,472	4,928,542	(776,930)
Auto surcharge on other fuels	132,392	0	(132,392)	1,513,634	1,313,931	(199,703)
Condition for deposit fee penalty	0	0	0	0	0	0
GRT credits and adjust taken GHF	0	0	(0)	0	(0)	(0)
Interest and penalties on taxes	0	0	0	0	0	0
Liquid fuel taxes	1,000,914	257,672	(743,242)	11,998,462	9,400,046	(2,598,416)
Licenses and registrations	610,522	896,305	285,783	8,605,363	10,483,623	1,878,260
Use of money and property	0	13	13	0	246	246
TOTAL	\$ 1,611,436	\$ 1,153,990	\$ (457,446)	\$ 20,603,825	\$ 19,883,915	\$ (719,910)
Guam Invasive Species Inspection Fee Fund						
Invasive species inspection fees	29,064	36,573	9,509	623,691	664,446	40,755
Use of money and property	0	2	2	0	41	41
TOTAL	\$ 29,064	\$ 36,575	\$ 9,511	\$ 623,691	\$ 664,487	\$ 40,796
Guam Museum Fund						
Transfer In/From TAF	0	0	0	0	0	0
Guam museum fees	0	0	0	0	0	0
Building permit fees - 25%	77,539	28,977	(48,562)	338,547	402,398	63,851
Rental - building	0	0	0	0	0	0
Donations and contributions	0	0	0	0	0	0
TOTAL	\$ 77,539	\$ 28,977	\$ (48,562)	\$ 338,547	\$ 402,398	\$ 63,851
Guam Plant Inspection and Permit Fund						
Guam plant inspection and permit	6,716	8,922	2,206	97,393	94,389	(3,004)
Use of money and property	0	2	2	0	42	42
TOTAL	\$ 6,716	\$ 8,924	\$ 2,208	\$ 97,393	\$ 94,431	\$ (2,962)
Health Professional Licensing Office Revolving Fund						
Healing Arts	0	0	0	0	0	0
Allied Health License	1,115	7,220	6,105	10,379	23,930	13,551
Dental Board License	1,100	650	(450)	26,245	21,095	(5,150)
Medical Board License	9,247	15,250	6,003	164,278	154,650	(9,628)
Nursing Board License	5,723	4,155	(1,568)	76,466	52,785	(23,681)
Optometry Board License	0	465	465	525	2,535	2,010
Pharmacy Board License	1,045	4,655	3,610	10,770	22,275	11,505
Cosmetology Board License	330	334	4	8,258	7,107	(1,151)
Use of money and property	0	0	0	0	16	16
TOTAL	\$ 18,560	\$ 32,729	\$ 14,169	\$ 296,021	\$ 284,393	\$ (11,628)
Healthy Futures Funds						
Cigarettes	5,487,360	2,419,303	(3,068,058)	36,094,340	29,727,262	(6,367,078)
Cigars	1,785	4,246	2,461	24,848	45,657	20,809
Others	250,525	138,098	(112,427)	1,446,235	1,610,113	163,878
Distilled spirit	174,723	141,092	(33,631)	1,275,432	2,047,828	772,396
Vinous beverages	45,762	32,530	(13,232)	500,062	556,426	56,364
Malted fermented beverages	433,422	164,269	(269,153)	3,480,028	2,345,907	(1,134,121)
Alcohol violation fee & fine	0	0	0	0	3,000	3,000
Interest and penalties on alcohol	0	0	0	0	0	0
GRT credit & adj taken healthy futures funds	0	0	0	0	(607)	(607)
Use of money and property	0	10	10	0	815	815
TOTAL	\$ 6,393,877	\$ 2,899,549	\$ (3,494,328)	\$ 42,826,945	\$ 36,336,400	\$ (6,490,545)

**Government Of Guam
Actual Revenues Compared to Prorated Adopted Revenues
Special Revenue Funds
Twelve Months Ended September 30, 2022**



	For the Months			Year-To-Date		
	Adopted Revenues	Actual Collections	Favorable (Unfavorable)	Adopted Revenues	Actual Collections	Favorable (Unfavorable)
Indirect Cost Fund						
Office of the Governor	0	0	0	0	0	0
Office of the Lt Governor	0	0	0	0	0	0
Department of Revenue & Taxation	0	0	0	0	0	0
Bureau Statistics and Plans	0	0	0	39,844	58,237	16,393
Department of Law	0	0	0	0	0	0
Guam police-Indirect Cost	0	0	0	900	0	(900)
Agency of Human Resources Development	0	0	0	0	0	0
Department of Agriculture	0	0	0	8,724	20,719	11,995
Dept of Public Health & Social Service	125,392	311,627	185,235	1,034,645	1,172,966	138,321
Library - Indirect Cost	0	0	0	0	0	0
Department of Youth Affairs	0	0	0	1,167	705	(462)
Dept of Mental Health & Substance Abuse	20,354	0	(20,354)	71,208	351,137	279,929
Department of Labor	0	0	0	6,307	767	(5,540)
Department of Parks & Recreation	0	0	0	0	0	0
Department of Vocational Rehabilitation	129,489	0	(129,489)	169,700	0	(169,700)
Civil Defense	0	0	0	1,125	0	(1,125)
Guam Energy Office	0	0	0	0	0	0
Guam Public Library System	0	0	0	6,520	0	(6,520)
Council of Arts & Humanities	0	0	0	0	0	0
Use of money and property	0	0	0	0	0	0
TOTAL	\$ 282,235	\$ 311,627	\$ 29,392	\$ 1,340,140	\$ 1,602,530	\$ 262,390
Land Survey Revolving Fund						
Document tax - land survey fee	267,627	1,663,880	1,396,253	2,822,457	4,098,653	1,274,196
Rental of government land	3,805	4,639	834	50,377	39,665	(10,712)
Recording fee	27,969	30,759	2,790	369,086	369,518	432
Application fees	0	0	0	0	0	0
Certificates of document fees	24,583	17,521	(7,062)	176,628	225,908	49,280
Rezoning fees	0	0	0	0	6,400	6,400
Subpoena fees	0	0	0	0	35	35
Use of money and property	0	0	0	0	0	0
TOTAL	\$ 323,984	\$ 1,716,799	\$ 1,392,815	\$ 3,418,848	\$ 4,738,179	\$ 1,319,331
Limited Gaming Fund						
Bingo / Lottery	0	0	0	0	0	0
Cockfighting	0	0	0	0	0	0
Carnival / Liberation Day	0	0	0	0	0	0
Electronic gaming devices	0	0	0	0	0	0
Other gaming activities	0	0	0	0	0	0
License fees - limited gaming	0	0	0	0	0	0
Penalties - failure to file	0	0	0	0	0	(7)
Penalties - late tax payment	0	0	0	0	0	0
Dept of Revenue & Taxation - admin - 5%	0	0	0	0	0	0
Mayors Council - repair of facilities 1/3	38,036	28,633	(9,403)	433,258	324,449	(108,809)
Dept of Parks & Rec - repair of facilities 1/3	46,482	29,557	(16,925)	450,161	334,915	(115,246)
GDOE - repair of facilities 1/3	46,482	29,557	(16,925)	450,161	334,915	(115,246)
Interest - Limited Gaming Fund	0	1	1	0	16,223	16,223
Consolidated fund - 95%	0	0	0	0	0	0
Dept of Admin - admin - 5%	6,235	4,819	(1,416)	64,137	52,335	(11,802)
For record	0	0	0	0	0	0
Cred/Adj taken limited gaming	0	0	0	0	0	0
Use of money and property	0	0	0	0	33	33
TOTAL	\$ 137,235	\$ 92,398	\$ (44,837)	\$ 1,387,717	\$ 1,682,862	\$ (294,855)
Manpower Development Fund						
Registration fees - non immigrant	0	0	0	0	0	0
Registration fees - GCC share	272,470	640,850	368,380	3,744,136	4,594,270	850,134
Registration fees - Labor share	241,587	274,650	33,063	1,833,574	1,968,972	135,398
Citation fee - non immigration temp worker	3,900	8,000	4,100	17,990	42,600	24,610
Citation fee - tax exempt practi c	3,800	0	(3,800)	10,700	2,100	(8,600)
Use of money and property	0	34	34	0	483	483
TOTAL	\$ 521,757	\$ 923,534	\$ 401,777	\$ 5,606,400	\$ 6,608,405	\$ 1,002,005
Mental Health and Substance Abuse Services Fund						
Psychotherapy Services	0	0	0	21,834	42,956	21,122
Pharmacy Medication Fees	0	0	0	123,717	258,653	134,936
TOTAL	\$ 0	\$ 0	\$ 0	\$ 145,551	\$ 301,609	\$ 156,058
Office of Vital Statistics Revolving Fund						
Marriage waiver	2,450	2,150	(300)	26,167	21,810	(4,357)
Marriage application	3,334	3,125	(209)	37,549	36,865	(684)
Firearms permits	0	0	0	0	0	0
Birth certificate	8,037	8,960	923	74,802	85,420	10,618
Death certificate	3,803	3,745	(58)	35,129	36,855	1,726
Marriage certificate	3,545	2,910	(635)	40,291	38,580	(1,711)
Burial permit	345	530	185	4,409	5,910	1,501
Affidavit of paternity	1,547	735	(812)	19,811	11,267	(8,544)
Affidavit of public acknowledgment	60	170	110	240	910	670
Court order change of name	10	30	20	320	1,290	970
Declaratory judgement	20	100	80	282	703	411
Adoptions	90	65	(25)	580	980	400
Research fee	28	154	126	358	663	305
Use of money and property	0	0	0	0	6	6
TOTAL	\$ 21,089	\$ 29,874	\$ (8,785)	\$ 239,946	\$ 235,059	\$ (4,887)

**Government Of Guam
Actual Revenues Compared to Prorated Adopted Revenues
Special Revenue Funds
Twelve Months Ended September 30, 2022**



	For the Months			Year-To-Date		
	Adopted Revenues	Actual Collections	Favorable (Unfavorable)	Adopted Revenues	Actual Collections	Favorable (Unfavorable)
Pesticide Management Fund						
Pesticide management fund fees	3,348	29,001	17,553	89,104	135,110	36,006
Use of money and property	0	0	0	0	0	0
TOTAL	\$ 3,348	\$ 29,001	\$ 17,553	\$ 89,104	\$ 135,110	\$ 36,006
Police Patrol Vehicle & Equipment Revolving Fund						
Ovis fees / reinspection fees	19,734	37,096	17,342	318,520	332,818	14,298
Damaged GPD vehicle	0	0	0	0	0	0
Use of money and property	0	0	0	0	0	0
TOTAL	\$ 19,734	\$ 37,096	\$ 17,342	\$ 318,520	\$ 332,818	\$ 14,298
Police Services Fund						
Accessible parking fees 50%	0	0	0	2,165	1,060	(1,105)
Annual gun business registration / \$600	600	600	0	9,600	13,800	4,200
Government of Guam ID / \$10	0	0	0	0	0	0
Traffic report copy fee / \$10	11,988	11,076	(912)	130,752	115,570	(15,182)
Police blotter report \$1 1st page / \$.10 each	0	0	0	0	0	0
Police clearance \$7 / \$1 per copy	18,173	22,605	4,432	245,141	278,295	32,154
Filing record - security officer / \$75	0	0	0	0	0	0
Firearm trainers / \$500	0	0	0	0	0	0
Highway special use permit / \$50	0	0	0	0	0	0
Firearm registration / \$40	9,838	24,280	14,442	127,826	242,560	44,734
Non-concealed firearm ID / \$25	9,774	10,105	331	103,551	117,048	13,495
Concealed firearm ID / \$60	9,907	9,682	(225)	100,805	124,527	23,722
Fingerprinting fee / \$20	4,059	5,406	1,347	49,178	58,208	9,032
Subpoena fee	0	0	0	80	35	(45)
Abstract criminal records / \$15	1,080	1,050	(30)	12,405	11,865	(540)
Police clearance additional copies	167	175	8	2,688	2,045	(643)
Fine - unauthorized use uniform / \$500mx	0	0	0	0	0	0
Firearm ID late renewal fee / \$5	360	558	198	5,664	7,767	2,103
Certified copy of records / \$10	0	0	0	0	54	54
Firearm inspection fee / \$5	2,389	5,391	3,022	40,084	53,752	13,668
Vehicle release fee / \$10	0	0	0	0	27	27
Witness fees / \$35	0	0	0	42	0	(42)
Special event fee / \$100	1,110	86	(1,024)	12,900	12,427	(473)
Restitutions GPD	0	0	0	300	18,031	17,731
Other revenues - GPD	0	0	0	14,260	28,725	14,465
Use of money and property	0	0	0	0	0	0
TOTAL	\$ 69,425	\$ 91,814	\$ 21,589	\$ 828,436	\$ 1,065,794	\$ 187,358
Prof Eng. Architects & Land Surveyors Board Fund						
P.E.A.L.S. examination license fees	17,825	6,080	(11,745)	279,538	256,460	(23,078)
Use of money and property	0	0	0	0	15	15
TOTAL	\$ 17,825	\$ 6,080	\$ (11,545)	\$ 279,538	\$ 256,475	\$ (23,063)
Public Recreation Services Fund						
Park fees / park use permits	3,328	3,580	252	31,711	33,675	1,964
Park vendor permits	4,485	1,725	(2,760)	32,175	31,448	(728)
Community programs fees	0	0	0	1,876	0	(1,876)
Paseo Stadium fees	0	600	600	0	600	600
Pool and beach fees	1,637	0	(1,637)	13,835	0	(13,835)
Recreational admin fees	0	1,500	1,500	10,000	13,160	3,160
Youth Center fees	0	0	0	0	0	0
Guam Sports Complex	1,300	600	(700)	9,682	2,900	(6,782)
Paseo Recreational Center	0	0	0	74	350	276
Hagatna / Tiyan Tennis Center	1,523	0	(1,523)	7,141	716	(6,425)
Guerrero Stadium / Tiyan Fields	200	0	(200)	368	0	(368)
Tiyan Football / Soccer Field	0	0	0	0	0	0
Baseball fields: Ypaopao	0	0	0	0	0	0
Recreational water use plan	0	0	0	0	0	0
Use of money and property	0	1	1	0	4	4
TOTAL	\$ 12,483	\$ 8,006	\$ (4,477)	\$ 108,842	\$ 82,852	\$ (25,990)
Public School Library Resources Fund						
School library resources fund	89,673	91,663	2,990	763,194	1,040,534	277,340
Use of money and property	0	8	8	0	49	49
TOTAL	\$ 89,673	\$ 91,671	\$ 2,998	\$ 763,194	\$ 1,040,583	\$ 277,389
Public Transit Fund						
Surcharge - Diesel taxes	0	0	0	0	281,526	281,526
Bus Fares - GMTA	51,228	498	(50,730)	287,483	3,394	(284,089)
Use of money and property	0	0	0	0	0	0
TOTAL	\$ 51,228	\$ 498	\$ (50,730)	\$ 287,483	\$ 284,920	\$ (2,563)
Rabies Prevention Fund						
Pet license	365	805	440	4,425	3,875	(550)
Impoundment fee	0	0	0	0	0	0
Sterilization deposit	0	0	0	0	0	0
Entry permit	3,250	5,655	2,399	36,242	38,990	2,748
Use of money and property	0	0	0	0	0	0
TOTAL	\$ 3,615	\$ 6,460	\$ 2,844	\$ 40,667	\$ 42,865	\$ 2,198

Government Of Guam
 Actual Revenues Compared to Prorated Adopted Revenues
 Special Revenue Funds
 Twelve Months Ended September 30, 2022

DRAFT

	For the Months			Year-To-Date		
	Adopted Revenues	Actual Collections	Favorable (Unfavorable)	Adopted Revenues	Actual Collections	Favorable (Unfavorable)
Recycling Revolving Fund						
Recycling Fees	222,547	233,483	10,936	2,807,026	2,770,523	(36,503)
Use of money and property	0	0	0	0	0	0
TOTAL	\$ 222,547	\$ 233,483	\$ 10,936	\$ 2,807,026	\$ 2,770,523	\$ (36,503)
Safe Streets Fund						
DOC - Safe streets fund	11,361	0	(11,361)	133,026	5,502	(127,524)
Use of money and property	0	0	0	0	1	1
TOTAL	\$ 11,361	\$ 0	\$ (11,361)	\$ 133,026	\$ 5,503	\$ (127,523)
Solid Waste Operations Fund						
Tipping fee settlement Lagu	0	0	0	0	0	0
Solid waste bid package fee	0	0	0	0	0	0
Fee - household collection	594,896	439,763	(155,133)	7,150,886	7,906,126	755,240
Fee - compact Ordol tipping fee \$4 cu yd	917,206	853,820	(63,386)	9,341,162	9,334,416	(6,746)
Fee - uncompact Ordol tipping fee \$4 cu yd	107,458	58,495	(48,963)	1,559,135	883,503	(675,632)
Fee - uncompact Agat transfer station	35,543	3,645	(31,898)	125,678	56,653	(69,025)
Fee - uncompact Dededo transfer station	0	0	0	0	0	0
Fee - uncompact Malojoj transfer station	8,613	4,725	(3,888)	106,817	63,565	(43,252)
Miscellaneous	0	102,590	102,590	0	201,076	201,076
Restoration charge	4,154	1,900	(2,254)	51,578	30,350	(21,228)
Transfer charge	0	0	0	0	0	0
Reactivation charge	204	250	46	3,950	4,250	300
Trash tags	948	540	(408)	11,842	9,840	(2,002)
Fee - uncompact Harmon transfer	29,357	21,377	(7,980)	316,512	295,601	(20,911)
Interest from settlement Lagu	0	0	0	0	0	0
Use of money and property	0	95	95	0	1,586	1,586
TOTAL	\$ 1,898,378	\$ 1,487,200	\$ (211,178)	\$ 19,647,360	\$ 18,786,966	\$ 119,400
Street Light Fund						
Abandoned vehicle fee - vehicle registration	333,543	348,794	15,251	4,226,064	4,152,059	(74,005)
Use of money and property	0	0	0	0	0	0
TOTAL	\$ 333,543	\$ 348,794	\$ 15,251	\$ 4,226,064	\$ 4,152,059	\$ (74,005)
Tax Collection Enhancement Fund						
Passport fees	60,672	79,512	18,840	649,267	910,041	260,774
Passport expedite fees	12,915	12,152	(763)	159,500	130,494	(29,006)
Passport expedite mail fees	0	0	0	0	404	404
Use of money and property	0	0	0	0	0	0
TOTAL	\$ 73,587	\$ 91,663	\$ 18,076	\$ 808,767	\$ 1,040,939	\$ 232,171
Territorial Education Facilities Fund						
DRT property taxes	191,533	257,309	65,776	31,077,061	30,377,059	(700,002)
DRT property taxes others	0	0	0	0	91,869	91,869
Penalties and interest	31,879	37,391	5,512	3,562,287	5,324,986	1,762,699
Real property tax bank fees	0	0	0	0	30	30
Bank deposit shortage coverage	0	0	0	0	0	0
Use of money and property	0	33	33	0	576	576
TOTAL	\$ 223,412	\$ 294,733	\$ 71,321	\$ 34,639,348	\$ 35,794,520	\$ 1,155,172
Tourist Attraction Fund						
Occupancy taxes, hotel - motel	1,519,691	2,149,593	629,902	15,775,141	16,775,348	1,000,207
Other occupancy taxes	0	0	0	0	0	0
Occupancy taxes, Interest & penalties	0	0	0	0	0	0
Use of money and property	0	0	0	0	3,204	3,204
Gain (Loss) on investment	0	0	0	0	7	7
TOTAL	\$ 1,519,691	\$ 2,149,593	\$ 629,902	\$ 15,775,141	\$ 16,778,559	\$ 1,000,418
Water Protection Fund						
Grading plan review fees	418	152	(266)	5,132	4,300	(832)
Clearing and grubbing permits	7,041	2,826	(4,215)	57,882	38,491	(19,391)
Stockpiling permits	1,764	282	(1,482)	39,728	21,931	(17,797)
Field citation violations	0	0	0	0	98,000	98,000
Use of money and property	0	0	0	0	0	0
TOTAL	\$ 9,223	\$ 3,260	\$ (5,963)	\$ 102,742	\$ 162,722	\$ 60,980
Water Research and Development Fund						
Well drilling permit	943	1,756	807	59,207	74,890	5,683
Use of money and property	0	0	0	0	0	0
TOTAL	\$ 943	\$ 1,756	\$ 807	\$ 59,207	\$ 74,890	\$ 5,683

Government Of Guam
 Combined Comparative Statement Of Revenues
 Special Revenue Funds
 August 31, 2022 & 2021

DRAFT

	ACTUAL Collection for the month			ACTUAL Collection for the Year-To-Date		
	August, 2022	August, 2021	Increase (Decrease)	Fiscal Year 2022	Fiscal Year 2021	Increase (Decrease)
Air Pollution Control Special Fund						
Emission fee / \$6 per ton per year	0	0	0	0	0	0
Penalty - excess emission / \$1,000	950	54,505	(53,555)	149,537	186,804	(37,267)
Admin permit amend nonmajor / \$100	0	0	0	0	0	0
Use of money and property	0	0	0	0	0	0
TOTAL	\$ 950	\$ 54,505	\$ (53,555)	\$ 149,537	\$ 186,804	\$ (37,267)
Banking & Insurance Enforcement Fund						
Exam fees	0	0	0	0	0	0
ATM fees	0	0	0	0	0	0
Banking & Insurance enforcement	34,360	13,095	21,265	310,326	402,738	(92,412)
Use of money and property	5	16	(11)	81	208	(127)
TOTAL	\$ 34,365	\$ 13,111	\$ 21,254	\$ 310,407	\$ 402,946	\$ (92,539)
Better Public Service Fund						
Fees and fines	0	0	0	490	6,510	(6,020)
Service contract provide application fee-250	0	0	0	25	25	0
Service contract provide filing fee-25	0	0	0	150	125	25
Use of money and property	0	0	0	0	0	0
TOTAL	\$ 0	\$ 0	\$ 0	\$ 665	\$ 6,660	\$ (5,995)
Chamorro Land Trust Operations Fund						
Land trust application fees	50	100	(50)	1,200	750	450
Commercial leases / license	16,384	7,959	8,425	510,274	758,582	(248,308)
Agriculture / residential land trust lease	0	0	0	0	0	0
Payment in lieu of real property tax	0	0	0	0	0	0
Sale of government land (PL#31 53)	0	0	0	0	0	0
Use of money and property	20	53	(33)	310	675	(365)
TOTAL	\$ 16,454	\$ 8,112	\$ 8,341	\$ 511,784	\$ 760,007	\$ (248,223)
Corrections Revolving Fund						
DOC revolving fund	55,686	6,387	49,299	1,191,213	1,780,688	(589,475)
Use of money and property	0	0	0	0	0	0
TOTAL	\$ 55,686	\$ 6,387	\$ 49,299	\$ 1,191,213	\$ 1,780,688	\$ (589,475)
Custom, Agric and Quarantine Inspection Fund						
Customs overtime services	0	0	0	0	0	0
Passenger inspection fee - All	195	0	195	580	53	527
Passenger inspection fee - Port Authority	0	(13,170)	13,170	0	(13,170)	13,170
Passenger inspection fee - Airport Authority	100,000	30,000	70,000	1,528,820	429,835	1,098,985
Cargo inspection fee - All	22,337	30,319	(7,982)	1,158,775	351,410	807,365
Port inspection fee - single <4000#	0	(13,091)	13,091	0	(13,091)	13,091
Port inspection fee - single >4000#	0	938,030	(938,030)	0	938,030	(938,030)
Port inspection fee - multi <4000#	0	(650)	650	0	(650)	650
Port inspection fee - multi >4000#	0	0	0	0	0	0
Air inspection fee - single <100#	0	14,855	(14,855)	0	14,855	(14,855)
Air inspection fee - single >100#	0	45,154	(45,154)	0	45,154	(45,154)
Revenue - other payments	0	0	0	64	2	62
Use of money and property	8	53	(44)	53	550	(505)
TOTAL	\$ 122,540	\$ 1,331,500	\$ (908,960)	\$ 2,668,392	\$ 1,752,386	\$ 916,006
DPHSS Sanitary Inspection Revolving Fund						
Sanitary inspection-register fee	22,455	6,916	15,539	260,769	131,292	129,476
Use of money and property	8	18	(10)	114	179	(65)
TOTAL	\$ 22,463	\$ 6,934	\$ 15,529	\$ 260,883	\$ 131,471	\$ 129,411
Enhanced 911 Emergency Reporting System Fund						
911 surcharge \$1	174,457	248,113	(73,656)	1,920,630	1,954,282	(33,652)
Use of money and property	0	156	(156)	825	1,884	(1,059)
TOTAL	\$ 174,457	\$ 248,269	\$ (73,812)	\$ 1,921,455	\$ 1,956,166	\$ (34,711)
Environmental Health Fund						
Health permits - business	41,138	42,069	(931)	842,884	791,540	51,344
PH registration and penalty	0	0	0	0	0	0
De-rating inspection and certificates	0	0	0	0	0	0
Health certificates	44,089	41,160	2,929	443,961	435,819	8,142
Administrative penalties	0	0	0	600	400	200
Use of money and property	12	31	(19)	176	221	(44)
TOTAL	\$ 85,237	\$ 83,259	\$ 1,978	\$ 1,287,621	\$ 1,227,980	\$ 59,641

Government Of Guam
 Combined Comparative Statement Of Revenue
 Special Revenue Funds
 August 31, 2022 & 2021

DRAFT

	ACTUAL Collection for the month			ACTUAL Collection for the Year-To-Date		
	August, 2022	August, 2021	Increase (Decrease)	Fiscal Year 2022	Fiscal Year 2021	Increase (Decrease)
Fire, Life & Medical Emergency Fund						
Transport / standby fees	100	50	50	1,566	150	1,416
Fire prevention fees	10,740	10,185	555	130,026	120,483	9,563
Other fees	7	7	0	6,954	34,543	(27,589)
Ambulance service	22,924	97,398	(74,474)	756,691	785,948	(29,257)
Fire citations	0	0	0	0	0	0
Use of money and property	0	0	0	0	0	0
TOTAL	\$ 33,771	\$ 107,840	\$ (74,069)	\$ 895,237	\$ 941,104	\$ (45,867)
Guam Contractors License Board Fund						
Contractors fees	61,325	36,415	24,910	892,675	822,687	70,008
Use of money and property	18	34	(16)	188	294	(106)
TOTAL	\$ 61,341	\$ 36,449	\$ 24,892	\$ 892,863	\$ 822,981	\$ 69,902
Guam Environmental Trust Fund						
Insurance assessment fee	20	0	20	519,624	425,125	93,999
Use of money and property	6	18	(12)	95	171	(76)
TOTAL	\$ 26	\$ 18	\$ 8	\$ 519,719	\$ 425,296	\$ 93,923
Guam (Territorial) Highway Fund						
Liquid fuel taxes:						
Aviation fuel tax	221,035	210,538	10,496	1,959,101	2,402,692	(443,590)
Diesel fuel tax	0	115,512	(115,512)	942,660	920,668	22,292
Other fuel tax	0	32,554	(32,554)	0	258,938	(258,938)
Drawbacks	0	0	0	0	0	0
Mass transit surcharge on diesel fuel	0	546,541	(546,541)	4,926,582	4,603,120	323,463
Auto surcharge on other fuels	0	145,744	(145,744)	1,313,731	1,294,179	19,552
Condition for deposit fee penalty	0	0	0	0	0	0
GRT credits and adjust taken GHF	0	0	0	107	(63)	170
Interest and penalties on taxes	0	0	0	0	0	0
Liquid fuel taxes	221,035	1,050,890	(829,855)	9,142,374	9,478,596	(337,222)
Licenses and registrations	947,298	670,823	276,475	9,567,318	9,364,195	203,123
Use of money and property	14	9	5	233	631	(398)
TOTAL	\$ 1,168,347	\$ 1,921,723	\$ (753,375)	\$ 18,729,925	\$ 18,844,422	\$ (114,497)
Guam Invasive Species Inspection Fee Fund						
Invasive species inspection fees	71,463	60,600	10,863	625,873	668,489	(42,616)
Use of money and property	2	8	(6)	39	104	(65)
TOTAL	\$ 71,470	\$ 60,608	\$ 10,869	\$ 625,912	\$ 668,593	\$ (42,681)
Guam Museum Fund						
Transfer in/from TAF	0	0	0	0	0	0
Guam museum fees	0	0	0	0	0	0
Building permit fees - 25%	50,283	13,683	36,599	373,420	257,223	116,198
Rental - building	0	0	0	0	0	0
Donations and contributions	0	0	0	0	0	0
TOTAL	\$ 50,283	\$ 13,683	\$ 36,600	\$ 373,420	\$ 257,223	\$ 116,198
Guam Plant Inspection and Permit Fund						
Guam plant inspection and permit	7,311	7,738	(427)	87,447	93,508	(6,061)
Use of money and property	2	7	(5)	40	21	19
TOTAL	\$ 7,313	\$ 7,745	\$ (432)	\$ 87,487	\$ 93,529	\$ (6,042)
Health Professional Licensing Office Revolving Fund						
Healing Arts	0	0	0	0	0	0
Allied Health License	1,980	905	1,075	16,710	42,713	(26,003)
Dental Board License	680	19,490	(18,810)	20,445	44,420	(23,975)
Medical Board License	5,650	16,650	(11,000)	139,400	60,570	78,830
Nursing Board License	2,920	16,900	(13,980)	48,630	138,629	(89,999)
Optometry Board License	1,725	1,515	210	2,070	3,028	(958)
Pharmacy Board License	1,880	4,110	(2,230)	17,620	16,680	940
Cosmetology Board License	278	400	(122)	6,773	4,661	2,112
Use of money and property	0	4	(4)	16	32	(16)
TOTAL	\$ 15,113	\$ 99,974	\$ (84,861)	\$ 251,664	\$ 310,732	\$ (59,068)
Healthy Futures Funds						
Cigarettes	1,921,218	2,920,400	(999,183)	27,307,960	30,796,498	(3,488,538)
Cigars	1,708	2,375	(667)	41,411	755,412	(714,001)
Others	102,114	260,041	(157,927)	1,472,015	1,535,088	(63,073)
Distilled spirit	157,625	83,579	74,047	1,906,738	1,037,142	869,594
Vinous beverages	26,588	32,712	(6,123)	523,896	360,488	163,407
Malted fermented beverages	160,919	151,970	8,948	2,181,837	1,751,350	430,288
Alcohol violation fee & fine	0	0	0	3,000	0	3,000
Interest and penalties on alcohol	0	0	0	0	0	0
GRT credit & adj taken healthy futures funds	0	0	0	(607)	0	(607)
Use of money and property	12	133	(121)	805	3,115	(2,310)
TOTAL	\$ 2,379,164	\$ 3,451,210	\$ (1,081,026)	\$ 33,438,851	\$ 36,239,092	\$ (2,800,241)

Government Of Guam
 Combined Comparative Statement Of Revenues
 Special Revenue Funds
 August 31, 2022 & 2021

DRAFT

	ACTUAL Collection for the month			ACTUAL Collection for the Year-To-Date		
	August, 2022	August, 2021	Increase (Decrease)	Fiscal Year 2022	Fiscal Year 2021	Increase (Decrease)
Indirect Cost Fund						
Office of the Governor	0	0	0	0	5,817	(5,817)
Office of the Lt Governor	0	0	0	0	462	(462)
Department of Revenue & Taxation	0	0	0	0	0	0
Bureau Statistics and Plans	56,237	0	56,237	56,237	54,252	1,985
Department of Law	0	0	0	0	0	0
Guam police-Indirect Cost	0	0	0	0	0	0
Agency of Human Resources Development	0	0	0	0	0	0
Department of Agriculture	20,342	0	20,342	20,719	0	20,719
Dept of Public Health & Social Service	287,775	0	287,775	861,339	251,154	610,186
Library - Indirect Cost	0	0	0	0	0	0
Department of Youth Affairs	0	0	0	705	388	316
Dept of Mental Health & Substance Abuse	160,095	0	160,095	351,137	140,141	210,996
Department of Labor	767	0	767	767	220,964	(220,197)
Department of Parks & Recreation	0	0	0	0	0	0
Department of Vocational Rehabilitation	0	0	0	0	44,239	(44,239)
Civil Defense	0	0	0	0	0	0
Guam Energy Office	0	0	0	0	0	0
Guam Public Library System	0	0	0	0	10,529	(10,529)
Council of Arts & Humanities	0	0	0	0	0	0
Use of money and property	0	0	0	0	0	0
TOTAL	\$ 525,215	\$ 0	\$ 525,215	\$ 1,290,903	\$ 727,945	\$ 562,958
Land Survey Revolving Fund						
Document tax - land survey fee	154,272	212,600	(58,328)	2,432,773	2,399,112	33,661
Rental of government land	1,772	3,205	(1,434)	35,026	41,670	(6,645)
Recording fee	31,806	36,187	(4,381)	338,759	348,653	(9,894)
Application fees	0	0	0	0	0	0
Certificates of document fees	22,388	19,820	2,568	208,387	193,650	14,737
Rezoning fees	0	0	0	8,400	1,280	5,120
Subpoena fees	0	0	0	35	45	(10)
Use of money and property	0	0	0	0	0	0
TOTAL	\$ 210,237	\$ 271,811	\$ (61,574)	\$ 3,021,380	\$ 2,964,410	\$ 56,970
Limited Gaming Fund						
Bingo - Lottery	0	0	0	0	0	0
Cockfighting	0	0	0	0	0	0
Carnival - Liberation Day	0	0	0	0	0	0
Electronic gaming devices	0	0	0	0	0	0
Other gaming activities	0	0	0	0	0	0
License fees - limited gaming	0	0	0	0	0	0
Penalties - failure to file	37	0	37	(7)	594	(601)
Penalties - late tax payment	0	0	0	0	0	0
Dept of Revenue & Taxation - admin - 5%	0	0	0	0	0	0
Mayors' Council - repair of facilities 1/3	29,768	37,778	(8,010)	295,815	256,097	37,718
Dept of Parks & Rec - repair of facilities 1/3	30,728	38,997	(8,269)	305,358	266,423	38,935
GDOE - repair of facilities 1/3	30,728	38,997	(8,269)	305,358	266,423	38,935
Interest - Limited Gaming Fund	11	286	(275)	16,221	1,352	14,869
Consolidated fund - 95%	0	0	0	0	0	0
Dept of Admin - admin - 5%	4,802	6,094	(1,292)	47,716	41,631	6,085
For recon	0	0	0	0	0	0
Cred/Adj taken limited gaming	0	0	0	0	0	0
Use of money and property	0	14	(14)	33	174	(141)
TOTAL	\$ 96,074	\$ 122,166	\$ (26,092)	\$ 870,484	\$ 834,694	\$ 35,790
Manpower Development Fund						
Registration fees - non immigrant	0	0	0	0	0	0
Registration fees - GCC share	343,000	102,608	240,391	3,953,420	2,219,191	1,734,229
Registration fees - Labor share	147,000	43,975	103,025	1,694,322	951,081	743,241
Citation fee - non immigration temp worker	3,500	1,800	1,700	34,600	5,950	28,650
Citation fee - fair emplmt pract o/c	0	0	0	2,100	4,050	(1,950)
Use of money and property	29	85	(36)	429	684	(254)
TOTAL	\$ 493,529	\$ 148,468	\$ 345,060	\$ 5,684,871	\$ 3,180,955	\$ 2,503,916
Mental Health and Substance Abuse Services Fund						
Psychotherapy Services	0	6,794	(6,794)	42,956	9,921	33,035
Pharmacy Medication Fees	21	0	21	258,653	376,594	(117,942)
TOTAL	21	\$ 6,794	\$ (6,773)	\$ 301,609	\$ 386,515	\$ (84,907)
Office of Vital Statistics Revolving Fund						
Marriage waiver	1,830	1,800	30	19,460	19,060	400
Marriage application	2,220	2,590	(370)	27,740	28,300	(560)
Firearms permits	0	0	0	0	0	0
Birth certificate	8,300	5,575	2,725	78,460	74,620	3,840
Death certificate	3,740	1,318	2,422	33,110	31,814	1,496
Marriage certificate	3,150	2,290	860	35,670	34,901	769
Burial permit	710	455	255	5,380	5,295	85
Affidavit of paternity	670	805	(135)	10,532	10,966	(434)
Affidavit of public acknowledgment	250	0	250	740	362	378
Court order change of name	40	10	30	1,260	275	985
Declaratory judgement	200	30	170	603	365	238
Adoptions	90	135	(45)	915	645	270
Research fee	49	31	18	509	447	62
Use of money and property	0	2	(1)	6	34	(28)
TOTAL	\$ 21,249	\$ 15,041	\$ 6,209	\$ 214,385	\$ 208,884	\$ 7,501

Government Of Guam
 Combined Comparative Statement Of Revenues
 Special Revenue Funds
 August 31, 2022 & 2021

DRAFT

	ACTUAL Collection for the month			ACTUAL Collection for the Year-To-Date		
	August, 2022	August, 2021	Increase (Decrease)	Fiscal Year 2022	Fiscal Year 2021	Increase (Decrease)
Pesticide Management Fund						
Pesticide management fund fees	10,605	6,337	4,268	114,209	177,703	(63,494)
Use of money and property	0	0	0	0	0	0
TOTAL	\$ 10,605	\$ 6,337	\$ 4,268	\$ 114,209	\$ 177,703	\$ (63,494)
Police Patrol Vehicle & Equipment Revolving Fund						
Ovs fees / reinspection fees	35,819	21,156	14,663	295,722	326,524	(30,802)
Damaged GPD vehicle	0	0	0	0	2,099	(2,099)
Use of money and property	0	0	0	0	1	(1)
TOTAL	\$ 35,819	\$ 21,156	\$ 14,663	\$ 295,722	\$ 328,624	\$ (32,902)
Police Services Fund						
Accessible parking fees 50%	0	0	0	1,060	2,852	(1,792)
Annual gun business registration / \$600	600	0	600	13,200	9,600	3,600
Government of Guam ID / \$10	0	0	0	0	0	0
Traffic report copy fee / \$10	10,322	10,192	130	104,494	67,308	17,186
Police blotter report \$1 1st page / \$ 10 each	0	0	0	0	0	0
Police clearance \$7 / \$1 per copy	32,250	29,025	3,225	255,690	204,926	50,764
Filing record - security officer / \$75	0	0	0	0	200	(200)
Firearm trainees / \$500	0	0	0	0	0	0
Highway special use permit / \$50	0	0	0	0	0	0
Firearm registration / \$40	20,560	27,520	(6,960)	218,280	248,200	(29,920)
Non-concealed firearm ID / \$25	9,804	12,986	(3,182)	106,941	96,320	10,621
Concealed firearm ID / \$60	11,742	12,566	(824)	114,845	119,686	(4,841)
Fingerprinting fee / \$20	4,794	5,746	(952)	52,802	39,032	13,770
Subpoena fee	0	70	(70)	35	105	(70)
Abstract criminal records / \$15	990	975	15	10,815	8,805	2,010
Police clearance additional copies	242	194	48	1,870	1,094	776
Fine - unauthorized use uniform / \$500mx	0	0	0	0	0	0
Firearm ID late renewal fee / \$5	513	564	(51)	7,209	1,989	5,220
Certified copy of records / \$10	0	0	0	54	18	36
Firearm inspection fee / \$5	4,563	5,886	(1,323)	48,361	54,981	(6,620)
Vehicle release fee / \$10	0	0	0	27	27	0
Witness fees / \$35	0	9	(9)	0	89	(89)
Special event fee / \$100	3,440	1,118	2,322	12,341	16,598	(4,257)
Restitutions - GPD	100	700	(600)	18,031	10,900	7,131
Other revenues - GPD	0	0	0	28,725	10,127	18,598
Use of money and property	0	0	0	0	0	0
TOTAL	\$ 99,980	\$ 107,981	\$ (7,981)	\$ 994,780	\$ 912,858	\$ 81,922
Prof Eng, Architects & Land Surveyors Board Fund						
P.E.A.L.S. examination / license fees	13,925	10,815	3,110	250,380	259,150	(8,770)
Use of money and property	0	0	0	14	30	(16)
TOTAL	\$ 13,925	\$ 10,815	\$ 3,110	\$ 250,394	\$ 259,180	\$ (8,786)
Public Recreation Services Fund						
Park fees / park use permits	2,445	2,050	395	30,095	26,090	4,005
Park vendor permits	4,702	0	4,702	29,723	7,893	21,830
Community programs fees	0	0	0	0	331	(331)
Paseo Stadium fees	0	0	0	0	6	(6)
Pool and beach fees	0	0	0	0	0	0
Recreational admin fees	0	0	0	11,660	0	11,660
Youth Center fees	0	0	0	0	0	0
Guam Sports Complex	0	150	(150)	2,300	2,450	(150)
Paseo Recreational Center	350	0	350	350	0	350
Hagatna / Tiyan Tennis Center	0	250	(250)	716	475	241
Guerrero Stadium / Tiyan Fields	0	50	(50)	0	230	(230)
Tiyan Football / Soccer Field	0	0	0	0	0	0
Baseball fields, Ypocpao	0	0	0	0	0	0
Recreational water use plan	0	0	0	0	0	0
Use of money and property	1	0	1	3	9	(6)
TOTAL	\$ 7,901	\$ 2,500	\$ 5,401	\$ 74,847	\$ 37,484	\$ 37,363
Public School Library Resources Fund						
School library resources fund	34,910	60,022	34,888	948,871	567,018	381,853
Use of money and property	0	1	(1)	41	18	23
TOTAL	\$ 34,910	\$ 60,023	\$ 34,885	\$ 948,912	\$ 567,036	\$ 381,876
Public Transit Fund						
Surcharge - Diesel taxes	0	0	0	261,526	0	261,526
Bus Fares - GMTA	1,159	399	860	2,896	2,833	63
Use of money and property	0	0	0	0	0	0
TOTAL	\$ 1,159	\$ 399	\$ 860	\$ 264,422	\$ 2,833	\$ 261,589
Rabies Prevention Fund						
Pet license	365	560	(215)	3,070	3,985	(915)
Impoundment fee	0	0	0	0	0	0
Sterilization deposit	0	0	0	0	0	0
Entry permit	4,525	6,159	(1,634)	33,335	40,189	(6,854)
Use of money and property	0	0	0	0	0	0
TOTAL	\$ 4,890	\$ 6,719	\$ (1,829)	\$ 36,405	\$ 44,174	\$ (7,769)

Government Of Guam
 Combined Comparative Statement Of Revenues
 Special Revenue Funds
 August 31, 2022 & 2021

DRAFT

	ACTUAL Collection for the month			ACTUAL Collection for the Year-To-Date		
	August, 2022	August, 2021	Increase (Decrease)	Fiscal Year 2022	Fiscal Year 2021	Increase (Decrease)
Recycling Revolving Fund						
Recycling Fees	250,453	230,880	19,572	2,537,079	2,636,314	(99,235)
Use of money and property	0	0	(0)	0	16	(16)
TOTAL	\$ 250,453	\$ 230,880	\$ 19,572	\$ 2,537,079	\$ 2,636,330	\$ (99,250)
Safe Streets Fund						
DOC - Safe streets fund	0	0	0	5,602	11,500	(5,898)
Use of money and property	0	0	0	1	2	(1)
TOTAL	\$ 0	\$ 0	\$ 0	\$ 5,603	\$ 11,502	\$ (5,899)
Solid Waste Operations Fund						
Tipping fee settlement Lagu	0	0	0	0	0	0
Solid waste bid package fee	0	0	0	0	0	0
Fee - household collection	684,177	664,362	19,815	7,466,363	7,084,104	382,259
Fee - compact Ordof tipping fee \$4 cu yd	864,840	1,039,393	(174,553)	8,480,596	8,053,694	426,902
Fee - uncompact Ordof tipping fee \$4 cu yd	67,757	89,969	(22,212)	825,009	1,481,187	(656,179)
Fee - uncompact Agal transfer station	3,630	5,325	(1,695)	53,008	60,970	(7,961)
Fee - uncompact Dededo transfer station	0	0	0	0	0	0
Fee - uncompact Malojof transfer station	4,358	5,205	(848)	58,840	65,735	(6,895)
Miscellaneous	0	0	0	98,486	0	98,486
Restoration charge	3,550	1,450	2,100	28,450	67,600	(39,150)
Transfer charge	0	0	0	0	0	0
Reactivation charge	400	450	(50)	4,000	5,200	(1,200)
Trash tags	852	844	8	9,300	8,144	1,156
Fee - uncompact Harmon transfer	21,625	29,177	(7,552)	274,224	284,225	(10,001)
Interest from settlement Lagu	0	0	0	0	0	0
Use of money and property	92	245	(153)	1,490	2,873	(1,383)
TOTAL	\$ 1,661,281	\$ 1,826,418	\$ (165,138)	\$ 17,299,768	\$ 17,113,731	\$ 186,037
Street Light Fund						
Abandoned vehicle fee - vehicle registration	373,258	347,239	26,019	3,803,265	3,876,993	(73,728)
Use of money and property	0	0	0	0	0	0
TOTAL	\$ 373,258	\$ 347,239	\$ 26,019	\$ 3,803,265	\$ 3,876,993	\$ (73,728)
Tax Collection Enhancement Fund						
Passport fees	85,040	50,423	34,617	830,529	494,028	336,501
Passport expedite fees	9,870	9,600	270	118,342	73,051	45,291
Passport expedite mail fees	4	4	0	404	144	260
Use of money and property	0	0	0	0	0	0
TOTAL	\$ 94,914	\$ 60,027	\$ 34,887	\$ 949,275	\$ 567,223	\$ 382,052
Territorial Education Facilities Fund						
DRT property taxes	237,520	385,537	(148,017)	30,119,750	30,927,257	(807,507)
DRT property taxes - others	51	0	51	91,869	0	91,869
Penalties and interest	34,955	81,646	(46,691)	5,287,595	4,259,856	1,027,739
Real property tax bank fees	0	0	0	30	425	(395)
Bank deposit shortage / overage	0	0	0	0	0	0
Use of money and property	32	32	(0)	543	736	(193)
TOTAL	\$ 272,558	\$ 467,215	\$ (194,657)	\$ 35,409,787	\$ 35,188,273	\$ 221,514
Tourist Attraction Fund						
Occupancy taxes, hotel / motel	2,150,977	1,606,615	544,362	14,625,755	11,379,773	3,245,982
Other occupancy taxes	0	0	0	0	0	0
Occupancy taxes, interest & penalties	0	0	0	0	0	0
Use of money and property	1,603	16	1,587	3,204	90	3,114
Gain (Loss) on investment	0	0	0	7	0	7
TOTAL	\$ 2,152,580	\$ 1,606,631	\$ 545,949	\$ 14,628,966	\$ 11,379,863	\$ 3,249,103
Water Protection Fund						
Grading plan review fees	105	105	0	4,148	3,124	1,024
Clearing and grubbing permits	1,798	1,413	385	35,665	41,291	(5,626)
Stockpiling permits	74	0	74	21,649	16,678	4,971
Field citation violations	0	5,615	(5,615)	98,000	5,015	92,985
Use of money and property	0	0	0	0	0	0
TOTAL	\$ 1,977	\$ 6,533	\$ (4,556)	\$ 158,462	\$ 66,108	\$ 92,354
Water Research and Development Fund						
Well drilling permit	250	650	(400)	73,140	75,582	(2,442)
Use of money and property	0	0	0	0	0	0
TOTAL	\$ 250	\$ 650	\$ (400)	\$ 73,140	\$ 75,582	\$ (2,442)

Government Of Guam
 Actual Revenues Compared to Prorated Adopted Revenues
 Special Revenue Funds
 Eleven Months Ended August 31, 2022

DRAFT

	For the Months			Year-To-Date		
	Adopted Revenues	Actual Collections	Favorable (Unfavorable)	Adopted Revenues	Actual Collections	Favorable (Unfavorable)
Air Pollution Control Special Fund						
Emission fee / \$6 per ton per year	0	0	0	0	0	0
Penalty excess emission / \$1,000	9,737	950	(8,787)	124,571	149,537	24,966
Admin permit amend nonmajor / \$100	0	0	0	0	0	0
Use of money and property	0	0	0	0	0	0
TOTAL	\$ 9,737	\$ 950	\$ (8,787)	\$ 124,571	\$ 149,537	\$ 24,966
Banking & Insurance Enforcement Fund						
Exam fees	0	0	0	0	0	0
ATM fees	0	0	0	0	0	0
Banking & Insurance enforcement	29,918	34,369	4,452	455,275	310,326	(144,949)
Use of money and property	0	5	5	0	81	81
TOTAL	\$ 29,918	\$ 34,385	\$ 4,467	\$ 455,275	\$ 310,408	\$ (144,867)
Better Public Service Fund						
Fees and fines	192,388	0	(192,388)	969,586	490	(969,096)
Service contract provide application fee-250	0	0	0	0	25	25
Service contract provide filing fee-25	0	0	0	200	150	(50)
Use of money and property	0	0	0	0	0	0
TOTAL	\$ 192,388	\$ 0	\$ (192,388)	\$ 969,786	\$ 665	\$ (969,121)
Chamorro Land Trust Operations Fund						
Land trust application fees	900	50	(850)	2,700	1,200	(1,500)
Commercial leases / license	59,776	16,384	(43,392)	981,689	519,274	(462,415)
Agriculture / residential land trust lease	0	0	0	130	0	(130)
Payment in lieu of real property tax	0	0	0	0	0	0
Sale of government land (PL#31-53)	0	0	0	0	0	0
Use of money and property	0	20	20	0	310	310
TOTAL	\$ 60,676	\$ 16,454	\$ (44,222)	\$ 984,519	\$ 511,783	\$ (472,736)
Dept of Corrections Inmate Revolving Fund						
DOC revolving fund	3,873	55,686	51,813	1,078,073	1,191,213	113,140
Use of money and property	0	0	0	0	0	0
TOTAL	\$ 3,873	\$ 55,686	\$ 51,813	\$ 1,078,073	\$ 1,191,213	\$ 113,140
Custom, Agric and Quarantine Inspection Fund						
Customs overtime services	0	0	0	0	0	0
Passenger inspection fee - All	0	195	195	44,227	580	(535)
Passenger inspection fee - Port Authority	0	0	0	0	0	0
Passenger inspection fee - Airport Authority	228,060	100,000	(128,060)	1,938,071	1,528,920	(409,151)
Cargo inspection fee - All	23,217	22,337	(880)	372,255	1,158,775	786,520
Port inspection fee - single <4000#	325	0	(325)	325	0	(325)
Port inspection fee - single >4000#	89,427	0	(89,427)	89,427	0	(89,427)
Port inspection fee - multi <4000#	0	0	0	0	0	0
Port inspection fee - multi >4000#	0	0	0	0	0	0
Air inspection fee - single <100#	7,325	0	(7,325)	7,325	0	(7,325)
Air inspection fee - single >100#	11,320	0	(11,320)	11,320	0	(11,320)
Revenue - other payments	0	0	0	6,432	64	(6,368)
Use of money and property	0	0	0	0	53	53
TOTAL	\$ 359,674	\$ 122,540	\$ (237,134)	\$ 2,489,382	\$ 2,688,392	\$ 219,010
DPHSS Sanitary Inspection Revolving Fund						
Sanitary inspection register fee	15,293	22,455	7,162	152,009	260,769	108,760
Use of money and property	0	0	0	0	114	114
TOTAL	\$ 15,293	\$ 22,455	\$ 7,170	\$ 152,009	\$ 260,883	\$ 108,874
Enhanced 911 Emergency Reporting System Fund						
911 surcharge \$1	184,149	174,457	(9,692)	1,973,984	1,920,630	(53,354)
Use of money and property	0	33	33	0	825	825
TOTAL	\$ 184,149	\$ 174,490	\$ (9,659)	\$ 1,973,984	\$ 1,921,455	\$ (52,529)
Environmental Health Fund						
Health permits - business	35,813	41,138	5,325	770,888	842,884	72,996
PH registration and penalty	0	0	0	1,020	0	(1,020)
De-rating inspection and certificates	0	0	0	0	0	0
Health certificates	52,582	44,089	(8,493)	548,751	443,981	(104,770)
Administrative penalties	0	0	0	0	600	600
Use of money and property	0	12	12	0	176	176
TOTAL	\$ 88,395	\$ 85,237	\$ (3,158)	\$ 1,329,657	\$ 1,247,821	\$ (81,836)

Government Of Guam
 Actual Revenues Compared to Prorated Adopted Revenues
 Special Revenue Funds
 Eleven Months Ended August 31, 2022



	For the Months			Year-To-Date		
	Adopted Revenues	Actual Collections	Favorable (Unfavorable)	Adopted Revenues	Actual Collections	Favorable (Unfavorable)
Fire, Life & Medical Emergency Fund						
Transport / standby fees	1,582	100	(1,482)	3,096	1,566	(1,530)
Fire prevention fees	6,175	10,740	4,565	60,266	130,026	69,760
Other fees	56	7	(49)	1,677	6,954	5,277
Ambulance service	119,745	22,924	(96,821)	846,120	756,691	(89,429)
Fire citations	0	0	0	0	0	0
Use of money and property	0	0	0	0	0	0
TOTAL	\$ 127,558	\$ 33,771	\$ (93,787)	\$ 911,159	\$ 695,237	\$ (215,922)
Guam Contractors License Board Fund						
Contractors fees	61,464	61,325	(139)	685,545	692,675	287,130
Use of money and property	0	16	16	0	188	188
TOTAL	\$ 61,464	\$ 61,341	\$ (123)	\$ 685,545	\$ 692,863	\$ 287,318
Guam Environmental Trust Fund						
Insurance assessment fee	1,916	29	(1,887)	451,666	519,624	67,958
Use of money and property	0	6	6	0	95	95
TOTAL	\$ 1,916	\$ 35	\$ (1,881)	\$ 451,666	\$ 519,719	\$ 68,053
Guam (Territorial) Highway Fund						
Liquid fuel taxes:						
Aviation fuel tax	346,414	221,635	(124,779)	3,159,105	1,959,101	(1,200,004)
Diesel fuel tax	63,486	0	(63,486)	949,838	942,960	(6,878)
Other fuel tax	20,524	0	(20,524)	264,709	0	(264,709)
Drawbacks	0	0	0	0	0	0
Mass transit surcharge on diesel fuel	504,834	0	(504,834)	5,242,654	4,926,582	(316,072)
Auto surcharge on other fuels	136,933	0	(136,933)	1,381,242	1,313,731	(67,511)
Condition for deposit fee penalty	0	0	0	0	0	0
GRT credits and adj taken GRTF	0	0	0	0	0	(0)
Interest and penalties on taxes	0	0	0	0	0	0
Liquid fuel taxes	1,072,191	221,635	(850,556)	10,997,548	9,142,374	(1,855,174)
Licenses and registrations	799,792	947,298	147,506	7,994,841	9,587,318	1,592,477
Use of money and property	0	14	14	0	233	233
TOTAL	\$ 1,871,983	\$ 1,168,947	\$ (703,036)	\$ 18,992,389	\$ 18,729,925	\$ (262,464)
Guam Invasive Species Inspection Fee Fund						
Invasive species inspection fees	12,740	71,468	58,728	524,627	625,873	31,246
Use of money and property	0	2	2	0	39	39
TOTAL	\$ 12,740	\$ 71,470	\$ 58,730	\$ 524,627	\$ 625,912	\$ 31,285
Guam Museum Fund						
Transfer in/from TAF	0	0	0	0	0	0
Guam museum fees	0	0	0	0	0	0
Building permit fees - 25%	46,088	50,283	4,195	261,008	373,420	112,412
Rental - building	0	0	0	0	0	0
Donations and contributions	0	0	0	0	0	0
TOTAL	\$ 46,088	\$ 50,283	\$ 4,195	\$ 261,008	\$ 373,420	\$ 112,412
Guam Plant Inspection and Permit Fund						
Guam plant inspection and permit	8,358	7,311	(1,047)	90,677	87,447	(3,230)
Use of money and property	0	2	2	0	40	40
TOTAL	\$ 8,358	\$ 7,313	\$ (1,045)	\$ 90,677	\$ 87,487	\$ (3,190)
Health Professional Licensing Office Revolving Fund						
Healing Arts	0	0	0	0	0	0
Allied Health License	860	1,980	1,120	9,264	16,710	7,446
Dental Board License	14,800	680	(14,120)	25,145	20,445	(4,700)
Medical Board License	13,802	5,650	(8,152)	155,031	138,400	(16,631)
Nursing Board License	21,603	2,920	(18,683)	70,743	48,630	(22,113)
Optometry Board License	0	1,725	1,725	525	2,070	1,545
Pharmacy Board License	2,365	1,880	(485)	9,725	17,620	7,895
Cosmetology Board License	480	278	(202)	7,928	6,773	(1,155)
Use of money and property	0	0	0	0	16	16
TOTAL	\$ 53,010	\$ 15,113	\$ (37,897)	\$ 278,381	\$ 251,664	\$ (26,717)
Healthy Futures Funds						
Cigarettes	3,055,270	1,921,218	(1,134,053)	30,606,980	27,307,960	(3,299,020)
Cigars	1,623	1,708	85	23,083	41,411	18,328
Others	162,070	102,114	(59,956)	1,195,710	1,472,015	276,305
Disabled spirit	96,087	157,625	61,538	1,100,709	1,906,738	806,027
Vinous beverages	58,362	26,588	(31,774)	454,300	523,896	69,596
Mixed fermented beverages	278,579	166,919	(111,660)	3,046,606	2,181,537	(865,069)
Alcohol violation fee & fine	0	0	0	0	3,000	3,000
Interest and penalties on alcohol	0	0	0	0	0	0
GRT credit & adj taken healthy futures funds	0	0	0	0	(607)	(607)
Use of money and property	0	12	12	0	805	804
TOTAL	\$ 3,851,991	\$ 2,370,184	\$ (1,481,807)	\$ 38,427,388	\$ 33,438,851	\$ (4,988,537)

Government Of Guam
 Actual Revenues Compared to Prorated Adopted Revenues
 Special Revenue Funds
 Eleven Months Ended August 31, 2022

DRAFT

	For the Months			Year-To-Date		
	Adopted Revenues	Actual Collections	Favorable (Unfavorable)	Adopted Revenues	Actual Collections	Favorable (Unfavorable)
Indirect Cost Fund						
Office of the Governor	0	0	0	0	0	0
Office of the Lt Governor	0	0	0	0	0	0
Department of Revenue & Taxation	0	0	0	0	0	0
Bureau Statistics and Plans	0	56,237	56,237	39,844	56,237	16,393
Department of Law	0	0	0	0	0	0
Guam police-Indirect Cost	0	0	0	900	0	(900)
Agency of Human Resources Development	0	0	0	0	0	0
Department of Agriculture	0	20,342	20,342	8,724	20,719	11,995
Dept of Public Health & Social Service	240,425	217,775	47,350	908,253	861,339	(46,914)
Library - Indirect Cost	0	0	0	0	0	0
Department of Youth Affairs	0	0	0	1,167	705	(462)
Dept of Mental Health & Substance Abuse	0	160,885	160,885	44,854	351,137	306,283
Department of Labor	0	767	767	6,307	767	(5,540)
Department of Parks & Recreation	0	0	0	0	0	0
Department of Vocational Rehabilitation	0	0	0	40,211	0	(40,211)
Civil Defense	0	0	0	1,125	0	(1,125)
Guam Energy Office	0	0	0	0	0	0
Guam Public Library System	6,520	0	(6,520)	6,520	0	(6,520)
Council of Arts & Humanities	0	0	0	0	0	0
Use of money and property	0	0	0	0	0	0
TOTAL	\$ 246,945	\$ 525,215	\$ 278,270	\$ 1,057,905	\$ 1,290,903	\$ 232,998
Land Survey Revolving Fund						
Document tax - land survey fee	336,427	154,272	(182,155)	2,554,830	2,432,773	(122,057)
Rental of government land	3,965	1,772	(2,193)	46,572	35,026	(11,546)
Recording fee	35,019	31,806	(3,214)	341,117	338,759	(2,358)
Application fees	0	0	0	0	0	0
Certificates of document fees	18,959	22,388	5,429	152,045	208,387	56,342
Rezoning fees	0	0	0	0	6,400	6,400
Subpoena fees	0	0	0	0	35	35
Use of money and property	0	0	0	0	0	0
TOTAL	\$ 392,378	\$ 210,237	\$ (182,133)	\$ 3,094,564	\$ 3,021,380	\$ (73,184)
Limited Gaming Fund						
Bingo / Lottery	0	0	0	0	0	0
Cockfighting	0	0	0	0	0	0
Carnival / Liberation Day	0	0	0	0	0	0
Electronic gaming devices	0	0	0	0	0	0
Other gaming activities	0	0	0	0	0	0
License fees - limited gaming	0	0	0	0	0	0
Penalties - failure to file	0	37	37	0	(37)	(74)
Penalties - late tax payment	0	0	0	0	0	0
Dept of Revenue & Taxation - admin - 5%	0	0	0	0	0	0
Mayors' Council - repair of facilities 1/3	43,221	29,768	(13,453)	395,222	295,815	(99,407)
Dept of Parks & Rec - repair of facilities 1/3	51,770	30,728	(21,042)	403,679	305,358	(98,321)
GDOE - repair of facilities 1/3	58,770	30,728	(28,042)	403,679	305,358	(98,321)
Interest - Limited Gaming Fund	0	11	11	0	18,221	18,221
Consolidated fund - 95%	0	0	0	0	0	0
Dept of Admin - admin - 5%	7,309	4,902	(2,407)	57,902	47,716	(10,186)
For recon	0	0	0	0	0	0
Cred/Adj taken limited gaming	0	0	0	0	0	0
Use of money and property	0	0	0	0	33	33
TOTAL	\$ 133,670	\$ 98,074	\$ (35,596)	\$ 1,380,483	\$ 978,484	\$ (401,999)
Manpower Development Fund						
Registration fees - non immigrant	0	0	0	0	0	0
Registration fees - GCC share	277,249	343,000	65,751	3,471,666	3,953,420	481,754
Registration fees - Labor share	125,064	147,000	21,936	1,591,987	1,694,322	102,335
Citation fee - non immigration temp worker	3,200	3,500	300	14,090	34,600	20,510
Citation fee - fair emplmt pract o/c	1,000	0	(1,000)	8,900	2,100	(6,800)
Use of money and property	0	29	29	0	429	429
TOTAL	\$ 406,513	\$ 493,529	\$ 87,016	\$ 5,084,643	\$ 5,684,871	\$ 600,228
Mental Health and Substance Abuse Services Fund						
Psychotherapy Services	0	0	0	21,834	42,956	21,122
Pharmacy Medication Fees	10,686	21	(10,665)	123,717	258,653	134,936
TOTAL	\$ 10,686	\$ 21	\$ (10,665)	\$ 145,551	\$ 301,609	\$ 156,058
Office of Vital Statistics Revolving Fund						
Marriage waiver	1,920	1,830	(90)	23,717	18,460	(5,257)
Marriage application	3,540	2,223	(1,317)	34,215	27,748	(6,467)
Firearms permits	0	0	0	0	0	0
Birth certificate	8,366	8,300	(66)	68,765	78,460	9,695
Death certificate	3,010	3,740	730	31,526	33,110	1,584
Marriage certificate	3,835	3,150	(685)	36,746	35,670	(1,076)
Burial permit	420	710	290	4,064	5,380	1,316
Affidavit of paternity	1,918	670	(1,248)	18,264	10,532	(7,732)
Affidavit of public acknowledgment	10	250	240	180	740	560
Court order change of name	50	40	(10)	310	1,260	950
Declaratory judgement	82	200	118	272	603	331
Adoptions	105	90	(15)	490	915	425
Research fee	47	49	2	330	509	179
Use of money and property	0	0	0	0	6	6
TOTAL	\$ 23,391	\$ 21,249	\$ (2,142)	\$ 218,879	\$ 214,385	\$ (4,494)

Government Of Guam
 Actual Revenues Compared to Prorated Adopted Revenues
 Special Revenue Funds
 Eleven Months Ended August 31, 2022



	For the Months			Year-To-Date		
	Adopted Revenues	Actual Collections	Favorable (Unfavorable)	Adopted Revenues	Actual Collections	Favorable (Unfavorable)
Pesticide Management Fund						
Pesticide management fund fees	8,155	10,605	2,450	85,756	114,209	19,453
Use of money and property	0	0	0	0	0	0
TOTAL	\$ 8,155	\$ 10,605	\$ 2,450	\$ 85,756	\$ 114,209	\$ 19,453
Police Patrol Vehicle & Equipment Revolving Fund						
Ovis fees / reinspection fees	26,392	35,819	9,427	298,766	295,722	(3,044)
Damaged GPD vehicle	0	0	0	0	0	0
Use of money and property	0	0	0	0	0	0
TOTAL	\$ 26,392	\$ 35,819	\$ 9,427	\$ 298,766	\$ 295,722	\$ (3,044)
Police Services Fund						
Accessible parking fees 50%	0	0	0	2,165	1,060	(1,105)
Annual gun business registration / \$600	600	600	0	9,000	13,200	4,200
Government of Guam ID / \$10	0	0	0	0	0	0
Traffic report copy fee / \$10	12,910	10,322	(2,588)	118,764	104,494	(14,270)
Police blotter report \$1 / 1st page / \$.10 each	0	0	0	0	0	0
Police clearance \$7 / \$1 per copy	28,293	32,250	3,957	227,968	255,690	27,722
Filing record - security officer / \$75	0	0	0	0	0	0
Firearm trainers / \$500	0	0	0	0	0	0
Highway special use permit / \$50	0	0	0	0	0	0
Firearm registration / \$40	18,148	20,560	2,412	187,988	218,280	30,292
Non-concealed firearm ID / \$25	9,094	9,804	710	83,777	106,941	13,164
Concealed firearm ID / \$60	8,933	11,742	2,809	90,898	114,845	23,947
Fingerprinting fee / \$20	4,807	4,794	(13)	45,117	52,802	7,685
Subpoena fee	0	0	0	80	35	(45)
Abstract criminal records / \$15	1,140	990	(150)	11,325	10,815	(510)
Police clearance additional copies	283	242	(41)	2,521	1,870	(651)
Fine - unauthorized use uniform / \$500mx	0	0	0	0	0	0
Firearm ID late renewal fee / \$5	532	513	(19)	5,304	7,209	1,905
Certified copy of records / \$10	0	0	0	0	54	54
Firearm inspection fee / \$5	4,053	4,563	510	37,715	48,361	10,646
Vehicle release fee / \$10	0	0	0	0	27	27
Witness fees / \$35	0	0	0	42	0	(42)
Special event fee / \$100	1,580	3,440	1,860	11,790	12,341	551
Restraints GPD	0	100	100	300	18,031	17,731
Other revenues - GPD	0	0	0	14,260	29,725	14,465
Use of money and property	0	0	0	0	0	0
TOTAL	\$ 90,373	\$ 99,920	\$ 9,547	\$ 858,014	\$ 894,780	\$ 135,766
Prof Eng, Architects & Land Surveyors Board Fund						
P.E.A.L.S examination / license fees	9,669	13,925	4,256	261,913	250,380	(11,533)
Use of money and property	0	1	1	0	14	14
TOTAL	\$ 9,669	\$ 13,926	\$ 4,257	\$ 261,913	\$ 250,394	\$ (11,519)
Public Recreation Services Fund						
Park fees / park use permits	3,049	2,445	(604)	28,383	30,095	1,712
Park vendor permits	1,850	4,705	2,755	27,680	29,723	2,043
Community programs fees	0	0	0	1,876	0	(1,876)
Paseo Stadium fees	0	0	0	0	0	0
Pool and beach fees	2,312	0	(2,312)	11,998	0	(11,998)
Recreational admin fees	0	0	0	10,000	11,660	1,660
Youth Center fees	0	0	0	0	0	0
Guam Sports Complex	300	0	(300)	8,362	2,300	(6,062)
Paseo Recreational Center	0	350	350	74	350	276
Hagatna / Tiyan Tennis Center	243	0	(243)	5,618	716	(4,902)
Guerrero Stadium / Tiyan Fields	168	0	(168)	168	0	(168)
Tiyan Football / Soccer Field	0	0	0	0	0	0
Baseball fields: Ypaopao	0	0	0	0	0	0
Recreational water use plan	0	0	0	0	0	0
Use of money and property	0	1	1	0	3	3
TOTAL	\$ 8,022	\$ 7,501	\$ (521)	\$ 84,158	\$ 74,847	\$ (19,312)
Public School Library Resources Fund						
School library resources fund	84,850	84,910	9,960	593,521	948,871	255,350
Use of money and property	0	0	0	0	41	41
TOTAL	\$ 84,850	\$ 84,910	\$ 9,960	\$ 593,521	\$ 948,912	\$ 255,391
Public Transit Fund						
Surcharge - Diesel taxes	0	0	0	0	261,526	261,526
Bus Fares - GMATA	51,224	1,159	(50,065)	246,255	2,896	(243,359)
Use of money and property	0	0	0	0	0	0
TOTAL	\$ 51,224	\$ 1,159	\$ (50,066)	\$ 246,255	\$ 264,422	\$ 18,167
Rabies Prevention Fund						
Pet license	518	305	(213)	4,060	3,070	(990)
Impoundment fee	0	0	0	0	0	0
Sterilization deposit	0	0	0	0	0	0
Entry permit	3,811	4,525	714	32,986	33,335	349
Use of money and property	0	0	0	0	0	0
TOTAL	\$ 4,329	\$ 4,830	\$ 501	\$ 37,046	\$ 36,405	\$ (641)

Government Of Guam
 Actual Revenues Compared to Prorated Adopted Revenues
 Special Revenue Funds
 Eleven Months Ended August 31, 2022

DRAFT

	For the Months			Year-To-Date		
	Adopted Revenues	Actual Collections	Favorable (Unfavorable)	Adopted Revenues	Actual Collections	Favorable (Unfavorable)
Recycling Revolving Fund						
Recycling Fees	245,944	250,453	4,509	2,584,479	2,537,039	(47,440)
Use of money and property	0	0	0	0	0	0
TOTAL	\$ 245,944	\$ 250,453	\$ 4,509	\$ 2,584,479	\$ 2,537,039	\$ (47,440)
Safe Streets Fund						
DOC - Safe streets fund	10,053	0	(10,053)	121,645	5,602	(116,043)
Use of money and property	0	0	0	0	1	1
TOTAL	\$ 10,053	\$ 0	\$ (10,053)	\$ 121,645	\$ 5,603	\$ (116,042)
Solid Waste Operations Fund						
Tipping fee settlement Lagu	0	0	0	0	0	0
Solid waste bid package fee	0	0	0	0	0	0
Fee - household collection	622,422	684,177	61,755	6,555,990	7,466,363	910,373
Fee - compact Ordol tipping fee \$4 cu yd	918,932	864,840	(54,092)	8,423,956	8,480,596	56,640
Fee - uncompact Ordol tipping fee \$4 cu yd	132,248	67,757	(64,491)	1,451,677	825,009	(626,668)
Fee - uncompact Agat transfer station	8,013	3,630	(4,383)	90,135	53,008	(37,127)
Fee - uncompact Dededo transfer station	0	0	0	0	0	0
Fee - uncompact Malofoj transfer station	7,548	4,358	(3,191)	98,204	58,840	(39,364)
Miscellaneous	0	0	0	0	98,486	98,486
Restoration charge	3,954	3,550	(404)	47,424	28,450	(18,974)
Transfer charge	0	0	0	0	0	0
Reactivation charge	304	400	96	3,748	4,000	254
Trash tags	948	852	(96)	10,894	9,300	(1,594)
Fee - uncompact Harmon transfer	27,466	21,625	(5,841)	287,155	274,224	(12,931)
Interest from settlement Lagu	0	0	0	0	0	0
Use of money and property	0	92	92	0	1,490	1,490
TOTAL	\$ 1,721,835	\$ 1,851,281	\$ (70,554)	\$ 16,969,181	\$ 17,299,768	\$ 330,587
Street Light Fund						
Abandoned vehicle fee - vehicle registration	368,567	373,255	4,688	3,892,521	3,803,265	(89,256)
Use of money and property	0	0	0	0	0	0
TOTAL	\$ 368,567	\$ 373,255	\$ 4,688	\$ 3,892,521	\$ 3,803,265	\$ (89,256)
Tax Collection Enhancement Fund						
Passport fees	72,794	85,040	12,246	588,595	830,529	241,934
Passport expedite fees	18,299	9,870	(8,429)	146,595	118,342	(28,253)
Passport expedite mail fees	0	4	4	0	404	404
Use of money and property	0	0	0	0	0	0
TOTAL	\$ 91,093	\$ 94,914	\$ 3,821	\$ 735,190	\$ 949,275	\$ 214,085
Territorial Education Facilities Fund						
DRT property taxes	428,662	237,520	(191,142)	30,885,528	30,119,750	(765,778)
DRT property taxes-others	0	51	51	0	91,869	91,869
Penalties and interest	67,665	34,955	(32,710)	3,530,408	5,287,595	1,757,187
Real property tax bank fees	0	0	0	0	30	30
Bank deposit shortage / overage	0	0	0	0	0	0
Use of money and property	0	32	32	0	543	543
TOTAL	\$ 496,327	\$ 272,508	\$ (223,819)	\$ 34,415,936	\$ 35,499,787	\$ 1,083,851
Tourist Attraction Fund						
Occupancy taxes, hotel / motel	1,326,046	2,150,977	824,931	14,255,450	14,625,755	370,305
Other occupancy taxes	0	0	0	0	0	0
Occupancy taxes, interest & penalties	0	0	0	0	0	0
Use of money and property	0	1,603	1,603	0	3,204	3,204
Gain (Loss) on investment	0	0	0	0	7	7
TOTAL	\$ 1,326,046	\$ 2,152,580	\$ 826,534	\$ 14,255,450	\$ 14,629,966	\$ 373,518
Water Protection Fund						
Grading plan review fees	161	105	(56)	4,714	4,148	(566)
Cleaning and grubbing permits	1,764	1,798	34	50,841	35,665	(15,176)
Stockpiling permits	0	74	74	37,964	21,649	(16,315)
Field citation violations	0	0	0	0	98,000	98,000
Use of money and property	0	0	0	0	0	0
TOTAL	\$ 1,925	\$ 1,977	\$ 52	\$ 93,519	\$ 158,862	\$ 65,343
Water Research and Development Fund						
Well drilling permit	3,729	250	(3,479)	68,264	73,140	4,876
Use of money and property	0	0	0	0	0	0
TOTAL	\$ 3,729	\$ 250	\$ (3,479)	\$ 68,264	\$ 73,140	\$ 4,876

Government Of Guam
 Combined Comparative Statement Of Revenues
 Special Revenue Funds
 July 31, 2022 & 2021



	ACTUAL Collection for the month			ACTUAL Collection for the Year-To-Date		
	July 2022	July 2021	Increase (Decrease)	Fiscal Year 2022	Fiscal Year 2021	Increase (Decrease)
Air Pollution Control Special Fund						
Emission fee / \$6 per ton per year	0	0	0	0	0	0
Penalty - excess emission / \$1,000	600	750	(150)	148,587	132,299	16,288
Admin permit amend nonmajor / \$100	0	0	0	0	0	0
Use of money and property	0	0	0	0	0	0
TOTAL	\$ 600	\$ 750	\$ (150)	\$ 148,587	\$ 132,299	\$ 16,288
Banking & Insurance Enforcement Fund						
Exam fees	0	0	0	0	0	0
ATM fees	0	0	0	0	0	0
Banking & Insurance enforcement	13,395	22,959	(9,564)	275,966	389,643	(113,677)
Use of money and property	5	16	(11)	77	192	(115)
TOTAL	\$ 13,400	\$ 22,975	\$ (9,575)	\$ 276,043	\$ 389,835	\$ (113,792)
Better Public Service Fund						
Fees and fines	0	0	0	490	6,510	(6,020)
Service contract provide application fee-250	0	25	(25)	25	25	0
Service contract provide filing fee-25	0	0	0	150	125	25
Use of money and property	0	0	0	0	0	0
TOTAL	\$ 0	\$ 25	\$ (25)	\$ 665	\$ 6,660	\$ (5,995)
Chamorro Land Trust Operations Fund						
Land trust application fees	100	0	100	1,150	650	500
Commercial leases / license	4,326	18,907	(14,581)	493,890	750,623	(256,733)
Agriculture / residential land trust lease	0	0	0	0	0	0
Payment in lieu of real property tax	0	0	0	0	0	0
Sale of government land (PL#31 53)	0	0	0	0	0	0
Use of money and property	20	56	(36)	290	624	(334)
TOTAL	\$ 4,446	\$ 19,963	\$ (15,517)	\$ 495,329	\$ 751,894	\$ (256,565)
Corrections Revolving Fund						
DOC revolving fund	2,730	452	2,278	1,135,527	1,774,291	(638,764)
Use of money and property	0	0	0	0	0	0
TOTAL	\$ 2,730	\$ 452	\$ 2,278	\$ 1,135,527	\$ 1,774,291	\$ (638,764)
Custom, Agric and Quarantine Inspection Fund						
Customs overtime services	0	0	0	0	0	0
Passenger inspection fee - All	240	5	235	385	53	332
Passenger inspection fee - Port Authority	0	0	0	0	0	0
Passenger inspection fee - Airport Authority	100,000	60,023	39,977	1,428,920	399,835	1,029,085
Cargo inspection fee - All	934,782	41,960	892,822	1,136,438	321,091	815,347
Port inspection fee - single <4000#	0	0	0	0	0	0
Port inspection fee - single >4000#	0	0	0	0	0	0
Port inspection fee - multi <4000#	0	0	0	0	0	0
Port inspection fee - multi >4000#	0	0	0	0	0	0
Air inspection fee - single <100#	0	0	0	0	0	0
Air inspection fee - single >100#	0	0	0	0	0	0
Revenue - other payments	0	0	0	64	2	62
Use of money and property	7	49	(42)	42	506	(464)
TOTAL	\$ 1,035,029	\$ 102,037	\$ 932,992	\$ 2,545,052	\$ 721,400	\$ 1,823,652
DPHSS Sanitary Inspection Revolving Fund						
Sanitary inspection-register fee	8,289	8,880	(591)	238,314	124,377	113,937
Use of money and property	8	18	(10)	106	161	(55)
TOTAL	\$ 8,297	\$ 8,898	\$ 607	\$ 238,420	\$ 124,538	\$ 113,882
Enhanced 911 Emergency Reporting System Fund						
911 surcharge \$1	169,036	109,469	59,567	1,746,173	1,706,169	40,004
Use of money and property	32	168	(136)	793	1,717	(924)
TOTAL	\$ 169,068	\$ 109,637	\$ 59,431	\$ 1,746,966	\$ 1,707,886	\$ 39,080
Environmental Health Fund						
Health permits - business	106,571	133,214	(26,643)	801,748	749,471	52,276
PH registration and penalty	0	0	0	0	0	0
De-rating inspection and certificates	0	0	0	0	0	0
Health certificates	48,385	53,851	(5,466)	399,872	394,659	5,213
Administrative penalties	0	0	0	600	400	200
Use of money and property	12	27	(15)	165	190	(25)
TOTAL	\$ 154,968	\$ 187,092	\$ (32,124)	\$ 1,202,384	\$ 1,144,720	\$ 57,664

Government Of Guam
 Combined Comparative Statement Of Revenue
 Special Revenue Funds
 July 31, 2022 & 2021

DRAFT

	ACTUAL Collection for the month			ACTUAL Collection for the Year-To-Date		
	July, 2022	July, 2021	Increase (Decrease)	Fiscal Year 2022	Fiscal Year 2021	Increase (Decrease)
Fire, Life & Medical Emergency Fund						
Transport - standby fees	330	0	330	1,466	100	1,366
Fire prevention fees	9,591	8,428	1,163	119,286	110,278	9,008
Other fees	0	0	0	6,947	34,536	(27,589)
Ambulance service	59,562	58,697	865	733,767	688,550	45,217
Fire citations	0	0	0	0	0	0
Use of money and property	0	0	0	0	0	0
TOTAL	\$ 69,483	\$ 67,125	\$ 2,358	\$ 861,466	\$ 833,464	\$ 28,002
Guam Contractors License Board Fund						
Contractors fees	263,660	115,850	147,810	831,349	786,252	45,099
Use of money and property	14	33	(19)	173	260	(87)
TOTAL	\$ 263,674	\$ 115,883	\$ 147,791	\$ 831,522	\$ 786,512	\$ 45,012
Guam Environmental Trust Fund						
Insurance assessment fee	15,718	7,682	8,035	519,604	425,625	93,979
Use of money and property	6	17	(11)	69	183	(64)
TOTAL	\$ 15,724	\$ 7,700	\$ 8,024	\$ 519,673	\$ 425,808	\$ 93,865
Guam (Territorial) Highway Fund						
Liquid fuel taxes:						
Aviation fuel tax	196,336	177,985	18,351	1,738,067	2,192,153	(454,087)
Diesel fuel tax	84,296	82,711	1,585	942,960	605,156	137,804
Other fuel tax	0	23,632	(23,632)	0	226,384	(226,384)
Drawbacks	0	0	0	0	0	0
Mass transit surcharge on diesel fuel	364,842	543,180	(178,339)	4,926,582	4,056,578	870,004
Auto surcharge on other fuels	97,291	144,848	(47,557)	1,313,731	1,148,434	165,297
Condition for deposit fee penalty	0	0	0	0	0	0
GRT credits and adjust taken GHF	0	0	0	0	0	0
Interest and penalties on taxes	0	0	0	0	0	0
Liquid fuel taxes	742,765	972,356	(229,591)	8,921,339	8,428,706	492,633
Licenses and registrations	778,810	925,713	(147,104)	8,640,020	8,493,372	146,648
Use of money and property	12	28	(17)	218	621	(403)
TOTAL	\$ 1,521,387	\$ 1,898,097	\$ (376,710)	\$ 17,561,578	\$ 16,922,699	\$ 638,879
Guam Invasive Species Inspection Fee Fund						
Invasive species inspection fees	27,625	63,981	(36,356)	554,405	587,888	(33,483)
Use of money and property	2	9	(7)	37	97	(60)
TOTAL	\$ 27,627	\$ 63,990	\$ (36,363)	\$ 554,442	\$ 587,985	\$ (33,543)
Guam Museum Fund						
Transfer In/From TAF	0	0	0	0	0	0
Guam museum fees	0	0	0	0	0	0
Building permit fees - 25%	13,098	30,039	(16,941)	323,138	243,539	79,599
Rental - building	0	0	0	0	0	0
Donations and contributions	0	0	0	0	0	0
TOTAL	\$ 13,098	\$ 30,039	\$ (16,941)	\$ 323,138	\$ 243,539	\$ 79,599
Guam Plant Inspection and Permit Fund						
Guam plant inspection and permit	8,174	8,645	(471)	80,136	82,770	(2,634)
Use of money and property	2	7	(5)	37	74	(37)
TOTAL	\$ 8,176	\$ 8,652	\$ (476)	\$ 80,173	\$ 82,844	\$ (2,671)
Health Professional Licensing Office Revolving Fund						
Healing Arts	0	0	0	0	0	0
Allied Health License	2,425	1,435	990	14,730	41,808	(27,078)
Dental Board License	3,055	1,620	1,435	18,765	24,930	(6,165)
Medical Board License	11,225	7,575	3,650	133,750	43,920	89,830
Nursing Board License	4,675	32,765	(28,090)	45,710	121,729	(76,019)
Optometry Board License	165	4	165	345	1,513	(1,168)
Pharmacy Board License	1,350	3,360	(2,010)	15,740	12,570	3,170
Cosmetology Board License	1,271	411	860	6,495	4,261	2,234
Use of money and property	0	4	(4)	15	27	(12)
TOTAL	\$ 24,166	\$ 47,170	\$ (23,004)	\$ 236,550	\$ 250,758	\$ (14,208)
Healthy Futures Funds						
Cigarettes	2,330,751	3,509,264	(1,178,513)	25,388,742	27,876,098	(2,487,356)
Cigars	1,183	6,540	(5,357)	39,703	753,037	(713,334)
Others	115,591	264,135	(148,544)	1,369,901	1,275,046	94,854
Distilled spirit	145,698	114,472	31,225	1,749,110	853,563	795,547
Vinous beverages	31,286	32,391	(1,105)	497,307	327,777	169,530
Malted fermented beverages	189,287	200,411	(11,124)	2,020,719	1,599,379	421,339
Alcohol violation fee & fine	0	0	0	3,000	0	3,000
Interest and penalties on alcohol	0	0	0	0	0	0
GRT credit & adj taken healthy futures funds	0	0	0	0	0	0
Use of money and property	31	225	(194)	792	2,982	(2,190)
TOTAL	\$ 2,813,827	\$ 4,127,439	\$ (1,313,612)	\$ 31,068,667	\$ 32,707,863	\$ (1,639,196)

Government Of Guam
 Combined Comparative Statement Of Revenues
 Special Revenue Funds
 July 31, 2022 & 2021

DRAFT

	ACTUAL Collection for the month			ACTUAL Collection for the Year-To-Date		
	July, 2022	July, 2021	Increase (Decrease)	Fiscal Year 2022	Fiscal Year 2021	Increase (Decrease)
Indirect Cost Fund						
Office of the Governor	0	0	0	0	5,817	(5,817)
Office of the Lt Governor	0	0	0	0	462	(462)
Department of Revenue & Taxation	0	0	0	0	0	0
Bureau Statistics and Plans	0	0	0	0	54,252	(54,252)
Department of Law	0	0	0	0	0	0
Guam police-Indirect Cost	0	0	0	0	0	0
Agency of Human Resources Development	0	0	0	0	0	0
Department of Agriculture	0	0	0	376	0	376
Dept of Public Health & Social Service	11,584	43,500	(31,916)	573,564	251,154	322,411
Library - Indirect Cost	0	0	0	0	0	0
Department of Youth Affairs	0	0	0	705	388	316
Dept of Mental Health & Substance Abuse	0	465	(465)	191,043	140,141	50,902
Department of Labor	0	181,693	(181,693)	0	220,964	(220,964)
Department of Parks & Recreation	0	0	0	0	0	0
Department of Vocational Rehabilitation	0	0	0	0	44,239	(44,239)
Civil Defense	0	0	0	0	0	0
Guam Energy Office	0	0	0	0	0	0
Guam Public Library System	0	0	0	0	10,529	(10,529)
Council of Arts & Humanities	0	0	0	0	0	0
Use of money and property	0	0	0	0	0	0
TOTAL	\$ 11,584	\$ 224,728	\$ (213,144)	\$ 765,688	\$ 727,945	\$ 37,743
Land Survey Revolving Fund						
Document tax - land survey fee	187,357	207,520	(20,163)	2,278,501	2,186,512	91,989
Rental of government land	1,772	3,205	(1,434)	33,254	38,465	(5,211)
Recording fee	27,175	32,333	(5,159)	306,954	312,466	(5,512)
Application fees	0	0	0	0	0	0
Certificates of document fees	17,077	17,596	(520)	185,899	173,830	12,169
Rezoning fees	0	1,280	(1,280)	6,400	1,280	5,120
Subpoena fees	0	0	0	35	45	(10)
Use of money and property	0	0	0	0	0	0
TOTAL	\$ 233,309	\$ 281,934	\$ (48,625)	\$ 2,811,143	\$ 2,712,599	\$ 98,544
Limited Gaming Fund						
Bingo - Lottery	0	0	0	0	0	0
Cockfighting	0	0	0	0	0	0
Carnival / Liberation Day	0	0	0	0	0	0
Electronic gaming devices	0	0	0	0	0	0
Other gaming activities	0	0	0	0	0	0
License fees - limited gaming	0	0	0	0	0	0
Penalties - failure to file	25	0	25	44	594	(550)
Penalties - late tax payment	0	0	0	0	0	0
Dept of Revenue & Taxation - admin - 5%	0	0	0	0	0	0
Mayors' Council - repair of facilities 1/3	25,688	36,965	(11,277)	266,047	220,319	45,728
Dept of Parks & Rec - repair of facilities 1/3	26,517	38,157	(11,640)	274,629	227,426	47,203
GDOE - repair of facilities 1/3	26,517	38,157	(11,640)	274,629	227,426	47,203
Interest - Limited Gaming Fund	5	3	8	16,210	1,066	15,144
Consolidated fund - 95%	0	0	0	0	0	0
Dept of Admin - admin - 5%	4,144	5,982	(1,838)	42,914	35,537	7,377
For record	0	0	0	0	0	0
Cred/Adj taken limited gaming	0	0	0	0	0	0
Use of money and property	0	14	(14)	33	160	(127)
TOTAL	\$ 82,895	\$ 119,252	\$ (36,357)	\$ 874,420	\$ 712,529	\$ 161,892
Manpower Development Fund						
Registration fees - non immigrant	0	0	0	0	0	0
Registration fees - GCC share	136,150	136,617	(467)	3,610,420	2,116,582	1,493,838
Registration fees - Labor share	58,350	58,550	(200)	1,547,322	907,106	640,216
Citation fee - non immigration temp worker	0	1,050	(1,050)	31,100	4,150	26,950
Citation fee - fair emplmt pract ofc	0	150	(150)	2,100	4,050	(1,950)
Use of money and property	31	74	(43)	400	819	(419)
TOTAL	\$ 194,531	\$ 196,441	\$ (1,910)	\$ 5,191,342	\$ 3,032,507	\$ 2,158,835
Mental Health and Substance Abuse Services Fund						
Psychotherapy Services	0	0	0	42,956	3,127	39,829
Pharmacy Medication Fees	0	7,906	(7,906)	258,632	376,594	(117,962)
TOTAL	0	\$ 7,906	\$ (7,906)	\$ 301,588	\$ 379,721	\$ (78,134)
Office of Vital Statistics Revolving Fund						
Marriage waiver	2,350	1,550	800	17,630	17,260	370
Marriage application	2,640	2,750	(110)	25,520	25,710	(190)
Firearms permits	0	0	0	0	0	0
Birth certificate	6,695	7,838	(1,143)	70,160	69,045	1,115
Death certificate	2,370	2,390	(20)	29,370	30,296	(926)
Marriage certificate	3,290	3,390	(100)	32,520	32,811	(291)
Burial permit	260	370	(110)	4,670	4,840	(170)
Affidavit of paternity	760	985	(225)	9,882	10,181	(299)
Affidavit of public acknowledgment	180	60	120	490	362	128
Court order change of name	40	30	10	1,220	265	955
Declaratory judgement	130	40	90	403	335	68
Adoptions	80	45	35	825	510	315
Research fee	34	85	(51)	460	418	44
Use of money and property	0	3	(3)	6	32	(26)
TOTAL	\$ 18,819	\$ 19,538	\$ (719)	\$ 180,136	\$ 181,843	\$ 1,707

Government Of Guam
 Combined Comparative Statement Of Revenues
 Special Revenue Funds
 July 31, 2022 & 2021

DRAFT

	ACTUAL Collection for the month			ACTUAL Collection for the Year-To-Date		
	July, 2022	July, 2021	Increase (Decrease)	Fiscal Year 2022	Fiscal Year 2021	Increase (Decrease)
Pesticide Management Fund						
Pesticide management fund fees	4,640	5,573	(933)	103,604	171,366	(67,762)
Use of money and property	0	0	0	0	0	0
TOTAL	\$ 4,640	\$ 5,573	\$ (933)	\$ 103,604	\$ 171,366	\$ (67,762)
Police Patrol Vehicle & Equipment Revolving Fund						
Ovs fees / reinspection fees	24,397	30,262	(13,865)	259,903	305,368	(45,465)
Damaged GPD vehicle	0	0	0	0	2,099	(2,099)
Use of money and property	0	0	0	0	1	(1)
TOTAL	\$ 24,397	\$ 30,262	\$ (13,865)	\$ 259,903	\$ 307,468	\$ (47,565)
Police Services Fund						
Accessible parking fees 50%	0	0	0	1,060	2,852	(1,792)
Annual gun business registration / \$600	1,800	2,400	(600)	12,600	9,600	3,000
Government of Guam ID / \$10	0	0	0	0	0	0
Traffic report copy fee / \$10	9,126	8,736	390	94,172	77,116	17,056
Police blotter report \$1 1st page / \$10 each	0	0	0	0	0	0
Police clearance \$7 / \$1 per copy	23,520	26,715	(3,195)	223,440	175,901	47,539
Filing record - security officer / \$75	0	0	0	0	200	(200)
Firearm trainers / \$500	0	0	0	0	0	0
Highway special use permit / \$50	0	0	0	0	0	0
Firearm registration / \$40	15,960	25,040	(9,080)	197,720	220,680	(22,960)
Non-concealed firearm ID / \$25	8,299	9,589	(1,290)	97,137	83,334	13,803
Concealed firearm ID / \$60	8,961	11,639	(2,678)	103,103	107,120	(4,017)
Fingerprinting fee / \$20	3,672	6,290	(2,618)	48,008	33,286	14,722
Subpoena fee	0	0	0	35	35	0
Abstract criminal records / \$15	915	750	165	9,825	7,830	1,995
Police clearance additional copies	234	150	84	1,628	900	728
Fine - unauthorized use uniform / \$500mt	0	0	0	0	0	0
Firearm ID late renewal fee / \$5	567	99	468	6,696	1,395	5,301
Certified copy of records / \$10	0	0	0	54	18	36
Firearm inspection fee / \$5	3,573	5,499	(1,926)	43,798	49,095	(5,297)
Vehicle release fee / \$10	0	0	0	27	27	0
Witness fees / \$35	0	45	(45)	0	80	(80)
Special event fee / \$100	258	1,892	(1,634)	8,901	15,480	(6,579)
Restitutions - GPD	50	100	(50)	17,931	10,200	7,731
Other revenues - GPD	0	0	0	28,725	10,127	18,598
Use of money and property	0	0	0	0	0	0
TOTAL	\$ 78,935	\$ 98,944	\$ (22,009)	\$ 894,660	\$ 805,277	\$ 89,383
Prof Eng. Architects & Land Surveyors Board Fund						
P.E.A.L.S examination / license fees	6,406	2,860	3,546	236,455	248,335	(11,880)
Use of money and property	1	3	(2)	14	27	(13)
TOTAL	\$ 6,406	\$ 2,863	\$ 3,543	\$ 236,469	\$ 248,362	\$ (11,893)
Public Recreation Services Fund						
Park fees - park use permits	2,590	4,005	(1,415)	27,650	24,040	3,610
Park vendor permits	8,890	3,900	4,990	25,018	7,893	17,125
Community programs fees	0	0	0	0	331	(331)
Paseo Stadium fees	0	0	0	0	6	(6)
Pool and beach fees	0	0	0	0	0	0
Recreational admin fees	8,000	0	8,000	11,660	0	11,660
Youth Center fees	0	0	0	0	0	0
Guam Sports Complex	700	600	100	2,300	2,300	0
Paseo Recreational Center	0	0	0	0	0	0
Hagatna / Tiyan Tennis Center	0	0	0	716	225	491
Guerrero Stadium / Tiyan Fields	0	130	(130)	0	180	(180)
Tiyan Football / Soccer Field	0	0	0	0	0	0
Baseball fields - Ypacopao	0	0	0	0	0	0
Recreational water use plan	0	0	0	0	0	0
Use of money and property	1	0	1	3	9	(7)
TOTAL	\$ 18,181	\$ 8,635	\$ 9,546	\$ 87,348	\$ 34,964	\$ 52,384
Public School Library Resources Fund						
School library resources fund	83,199	67,388	15,811	853,961	506,996	346,965
Use of money and property	7	2	5	33	17	16
TOTAL	\$ 83,205	\$ 67,390	\$ 15,816	\$ 853,994	\$ 507,013	\$ 346,981
Public Transit Fund						
Surcharge - Diesel taxes	23,374	0	23,374	261,526	0	261,526
Bus Fares - GMTA	152	1,042	(890)	1,738	2,525	(787)
Use of money and property	0	0	0	0	0	0
TOTAL	\$ 23,543	\$ 1,042	\$ 22,501	\$ 263,264	\$ 2,525	\$ 260,739
Rabies Prevention Fund						
Pet license	295	335	(40)	2,705	3,405	(700)
Impoundment fee	0	0	0	0	0	0
Sterilization deposit	0	0	0	0	0	0
Entry permit	3,300	3,120	180	28,810	34,030	(5,220)
Use of money and property	0	0	0	0	0	0
TOTAL	\$ 3,595	\$ 3,455	\$ 140	\$ 31,515	\$ 37,435	\$ (5,920)

Government Of Guam
 Combined Comparative Statement Of Revenues
 Special Revenue Funds
 July 31, 2022 & 2021

DRAFT

	ACTUAL Collection for the month			ACTUAL Collection for the Year-To-Date		
	July, 2022	July, 2021	Increase (Decrease)	Fiscal Year 2022	Fiscal Year 2021	Increase (Decrease)
Recycling Revolving Fund						
Recycling Fees	233,661	247,428	(13,767)	2,286,587	2,405,434	(118,847)
Use of money and property	0	0	0	0	16	(16)
TOTAL	\$ 233,661	\$ 247,428	\$ (13,767)	\$ 2,286,587	\$ 2,405,449	\$ (118,863)
Safe Streets Fund						
DOC - Safe streets fund	0	0	0	3,602	11,500	(7,898)
Use of money and property	0	0	0	0	2	(2)
TOTAL	\$ 0	\$ 0	\$ 0	\$ 3,603	\$ 11,502	\$ (7,896)
Solid Waste Operations Fund						
Tipping fee settlement Lagu	0	0	0	0	0	0
Solid waste bid package fee	0	0	0	0	0	0
Fee - household collection	682,226	668,593	13,632	6,782,186	6,419,743	362,443
Fee - compact Ordot tipping fee \$4 cu yd	791,718	868,182	(76,464)	7,615,756	7,014,301	601,455
Fee - uncompact Ordot tipping fee \$4 cu yd	93,744	116,579	(22,835)	757,251	1,391,218	(633,967)
Fee - uncompact Agal transfer station	4,255	6,165	(1,910)	49,378	55,645	(6,268)
Fee - uncompact Dededo transfer station	0	0	0	0	0	0
Fee - uncompact Malojoj transfer station	5,520	5,213	308	54,483	60,530	(6,047)
Miscellaneous	0	0	0	98,486	0	98,486
Restoration charge	1,550	3,650	(2,100)	24,900	66,150	(41,250)
Transfer charge	0	0	0	0	0	0
Reactivation charge	500	600	(100)	3,600	4,750	(1,150)
Trash tags	808	824	(16)	8,448	7,300	1,148
Fee - uncompact Harmon transfer	24,041	31,319	(7,278)	252,599	255,049	(2,450)
Interest from settlement Lagu	0	0	0	0	0	0
Use of money and property	95	254	(159)	1,398	2,628	(1,230)
TOTAL	\$ 1,604,456	\$ 1,701,380	\$ (96,923)	\$ 15,448,485	\$ 16,277,312	\$ (828,827)
Street Light Fund						
Abandoned vehicle fee - vehicle registration	346,221	372,836	(26,614)	3,430,011	3,629,754	(199,744)
Use of money and property	0	0	0	0	0	0
TOTAL	\$ 346,221	\$ 372,836	\$ (26,614)	\$ 3,430,011	\$ 3,629,754	\$ (199,744)
Tax Collection Enhancement Fund						
Passport fees	74,056	58,573	15,484	745,489	443,605	301,884
Passport expedite fees	9,143	8,875	268	138,472	63,451	45,021
Passport expedite mail fees	183	60	123	400	140	260
Use of money and property	0	0	0	0	0	0
TOTAL	\$ 83,382	\$ 67,508	\$ 15,874	\$ 884,361	\$ 507,196	\$ 347,165
Territorial Education Facilities Fund						
DRT property taxes	193,910	286,143	(92,233)	29,882,230	30,541,720	(659,490)
DRT property taxes -others	3,602	0	3,602	91,818	0	91,818
Penalties and interest	44,706	56,742	(12,036)	5,252,639	4,178,210	1,074,430
Real property tax bank fees	0	0	0	30	425	(395)
Bank deposit shortage / overage	0	0	0	0	0	0
Use of money and property	55	31	24	511	704	(193)
TOTAL	\$ 242,273	\$ 342,916	\$ (100,643)	\$ 35,227,218	\$ 34,721,059	\$ 506,159
Tourist Attraction Fund						
Occupancy taxes, hotel / motel	2,079,374	1,172,408	906,966	12,474,779	9,773,158	2,701,620
Other occupancy taxes	0	0	0	0	0	0
Occupancy taxes, interest & penalties	0	0	0	0	0	0
Use of money and property	1,032	15	1,017	1,601	73	1,528
Gain (Loss) on investment	0	0	0	7	0	7
TOTAL	\$ 2,079,406	\$ 1,172,423	\$ 906,983	\$ 12,476,386	\$ 9,773,232	\$ 2,703,154
Water Protection Fund						
Grading plan review fees	105	0	105	4,043	3,018	1,024
Clearing and grubbing permits	805	134	671	33,867	39,878	(6,011)
Stockpiling permits	60	14	47	21,575	16,678	4,897
Field citation violations	0	0	0	98,000	0	98,000
Use of money and property	0	0	0	0	0	0
TOTAL	\$ 970	\$ 148	\$ 822	\$ 157,485	\$ 59,575	\$ 97,910
Water Research and Development Fund						
Well drilling permit	280	1,000	(720)	72,880	74,935	(2,055)
Use of money and property	0	0	0	0	0	0
TOTAL	\$ 280	\$ 1,000	\$ (720)	\$ 72,880	\$ 74,935	\$ (2,055)

Government Of Guam
 Actual Revenues Compared to Prorated Adopted Revenues
 Special Revenue Funds
 Ten Months Ended July 31, 2022



	For the Months			Year-To-Date		
	Adopted Revenues	Actual Collections	Favorable (Unfavorable)	Adopted Revenues	Actual Collections	Favorable (Unfavorable)
Air Pollution Control Special Fund						
Emission fee - \$6 per ton per year	0	0	0	0	0	0
Penalty - excess emission / \$1,000	4,076	600	(3,476)	114,834	148,587	33,753
Admin permit amend nonmajor / \$100	0	0	0	0	0	0
Use of money and property	0	0	0	0	0	0
TOTAL	\$ 4,076	\$ 600	\$ (3,476)	\$ 114,834	\$ 148,587	\$ 33,753
Banking & Insurance Enforcement Fund						
Exam fees	0	0	0	0	0	0
ATM fees	0	0	0	0	0	0
Banking & Insurance enforcement	\$1,200	13,354	(12,154)	425,357	275,966	(149,391)
Use of money and property	0	0	0	0	77	77
TOTAL	\$ 1,200	\$ 13,354	\$ (12,154)	\$ 425,357	\$ 276,043	\$ (149,314)
Better Public Service Fund						
Fees and fines	74,313	0	(74,313)	777,198	490	(776,708)
Service contract provide application fee-250	0	0	0	0	25	25
Service contract provide filing fee-25	0	0	0	200	150	(50)
Use of money and property	0	0	0	0	0	0
TOTAL	\$ 74,313	\$ 0	\$ (74,313)	\$ 777,398	\$ 665	\$ (776,733)
Chamorro Land Trust Operations Fund						
Land trust application fees	250	100	(150)	1,800	1,150	(650)
Commercial leases / license	39,998	4,326	(35,672)	901,913	493,890	(408,023)
Agriculture - residential land trust lease	0	0	0	130	0	(130)
Payment in lieu of real property tax	0	0	0	0	0	0
Sale of government land (PL#31 53)	0	0	0	0	0	0
Use of money and property	0	20	20	0	290	290
TOTAL	\$ 40,248	\$ 4,446	\$ (35,802)	\$ 903,843	\$ 497,329	\$ (406,514)
Dept of Corrections Inmate Revolving Fund						
DOC revolving fund	274	2,730	2,456	1,074,200	1,135,527	61,327
Use of money and property	0	0	0	0	0	0
TOTAL	\$ 274	\$ 2,730	\$ 2,456	\$ 1,074,200	\$ 1,135,527	\$ 61,327
Customs, Agric and Quarantine Inspection Fund						
Customs overtime services	0	0	0	0	0	0
Passenger inspection fee - All	0	240	240	44,227	385	(43,842)
Passenger inspection fee - Port Authority	0	0	0	0	0	0
Passenger inspection fee - Airport Authority	132,452	100,000	(32,452)	1,710,011	1,428,920	(281,091)
Cargo inspection fee - All	25,362	934,782	909,420	349,038	1,136,438	787,400
Port inspection fee - single <4000#	0	0	0	0	0	0
Port inspection fee - single >4000#	0	0	0	0	0	0
Port inspection fee - multi <4000#	0	0	0	0	0	0
Port inspection fee - multi >4000#	0	0	0	0	0	0
Air inspection fee - single <100#	0	0	0	0	0	0
Air inspection fee - single >100#	0	0	0	0	0	0
Revenue - other payments	0	0	0	6,432	64	(6,368)
Use of money and property	0	7	7	0	45	45
TOTAL	\$ 157,814	\$ 1,033,029	\$ 877,215	\$ 2,109,708	\$ 2,565,852	\$ 456,144
DPHSS Sanitary Inspection Revolving Fund						
Sanitary inspection-register fee	10,229	9,289	(990)	136,716	238,314	101,598
Use of money and property	0	0	0	0	106	106
TOTAL	\$ 10,229	\$ 9,289	\$ (990)	\$ 136,716	\$ 238,420	\$ 101,704
Enhanced 911 Emergency Reporting System Fund						
911 surcharge \$1	171,219	168,036	(3,183)	1,789,835	1,746,173	(43,662)
Use of money and property	0	32	32	0	793	793
TOTAL	\$ 171,219	\$ 168,068	\$ (3,142)	\$ 1,789,835	\$ 1,746,966	\$ (42,669)
Environmental Health Fund						
Health permits - business	177,127	106,571	(70,556)	744,073	801,748	57,675
PH registration and penalty	0	0	0	1,020	0	(1,020)
De-rating inspection and certificates	0	0	0	0	0	0
Health certificates	73,854	48,385	(25,469)	496,169	399,872	(96,297)
Administrative penalties	0	0	0	0	600	600
Use of money and property	0	12	12	0	165	165
TOTAL	\$ 250,991	\$ 154,968	\$ (96,023)	\$ 1,241,262	\$ 1,202,386	\$ (38,876)

Government Of Guam
Actual Revenues Compared to Prorated Adopted Revenues
Special Revenue Funds
Ten Months Ended July 31, 2022

DRAFT

	For the Months			Year-To-Date		
	Adopted Revenues	Actual Collections	Favorable (Unfavorable)	Adopted Revenues	Actual Collections	Favorable (Unfavorable)
Fire, Life & Medical Emergency Fund						
Transport - standby fees	0	330	330	1,514	1,466	(48)
Fire prevention fees	5,068	9,591	4,523	54,091	119,286	65,195
Other fees	7	0	(7)	1,621	6,947	5,326
Ambulance service	70,422	59,562	(10,860)	726,375	733,767	7,392
Fire citations	0	0	0	0	0	0
Use of money and property	0	0	0	0	0	0
TOTAL	\$ 75,497	\$ 69,483	\$ (6,014)	\$ 783,601	\$ 861,466	\$ 77,865
Guam Contractors License Board Fund						
Contractors fees	154,162	263,660	109,498	624,981	831,349	207,268
Use of money and property	0	14	14	0	173	173
TOTAL	\$ 154,162	\$ 263,674	\$ 109,512	\$ 624,981	\$ 831,522	\$ 207,441
Guam Environmental Trust Fund						
Insurance assessment fee	6,182	15,718	9,536	449,750	519,854	69,854
Use of money and property	0	6	6	0	89	89
TOTAL	\$ 6,182	\$ 15,724	\$ 9,542	\$ 449,750	\$ 519,943	\$ 69,943
Guam (Territorial) Highway Fund						
Liquid fuel taxes:						
Aviation fuel tax	198,384	196,336	(2,048)	2,812,691	1,738,067	(1,074,624)
Diesel fuel tax	75,613	84,296	8,683	886,352	942,960	56,608
Other fuel tax	21,558	0	(21,558)	244,185	0	(244,185)
Drawbacks	0	0	0	0	0	0
Mass transit surcharge on diesel fuel	390,943	364,842	(26,101)	4,737,820	4,926,582	188,762
Auto surcharge on other fuels	102,340	97,291	(5,049)	1,244,309	1,313,731	69,422
Condition for deposit fee penalty	0	0	0	0	0	0
GRT credits and adjust taken GHF	0	0	0	0	101	101
Interest and penalties on taxes	0	0	0	0	0	0
Liquid fuel taxes	768,838	742,765	(26,073)	9,925,357	6,921,339	(3,004,018)
Licenses and registrations	995,526	778,610	(216,916)	7,195,049	6,640,020	(555,029)
Use of money and property	0	12	12	0	218	218
TOTAL	\$ 1,764,364	\$ 1,521,387	\$ (242,977)	\$ 17,120,406	\$ 17,581,578	\$ 461,172
Guam Invasive Species Inspection Fee Fund						
Invasive species inspection fees	53,672	27,625	(26,047)	582,587	554,495	(28,092)
Use of money and property	0	2	2	0	37	37
TOTAL	\$ 53,672	\$ 27,627	\$ (26,045)	\$ 582,587	\$ 554,532	\$ (28,055)
Guam Museum Fund						
Transfer In/From TAF	0	0	0	0	0	0
Guam museum fees	0	0	0	0	0	0
Building permit fees - 25%	10,183	13,958	3,815	214,920	323,138	108,218
Rental - building	0	0	0	0	0	0
Donations and contributions	0	0	0	0	0	0
TOTAL	\$ 10,183	\$ 13,958	\$ 3,815	\$ 214,920	\$ 323,138	\$ 108,218
Guam Plant Inspection and Permit Fund						
Guam plant inspection and permit	8,463	8,174	(289)	82,319	80,136	(2,183)
Use of money and property	0	7	7	0	37	37
TOTAL	\$ 8,463	\$ 8,181	\$ (282)	\$ 82,319	\$ 80,173	\$ (2,146)
Health Professional Licensing Office Revolving Fund						
Healing Arts	0	0	0	0	0	0
Allied Health License	955	2,425	1,470	8,404	14,730	6,326
Dental Board License	820	3,055	2,235	10,345	19,765	9,420
Medical Board License	7,055	11,225	4,170	141,229	133,750	(7,479)
Nursing Board License	10,055	4,675	(5,380)	49,140	45,710	(3,430)
Optometry Board License	300	165	(135)	525	345	(180)
Pharmacy Board License	840	1,350	510	7,360	15,740	8,380
Cosmetology Board License	140	1,271	1,131	7,448	6,495	(953)
Use of money and property	0	0	0	0	15	15
TOTAL	\$ 20,183	\$ 24,168	\$ 4,985	\$ 224,451	\$ 236,550	\$ 12,099
Healthy Futures Funds						
Cigarettes	3,677,030	2,330,751	(1,346,279)	27,551,710	25,386,742	(2,164,968)
Cigars	1,250	1,183	(67)	21,440	39,703	18,263
Others	180,470	115,591	(64,879)	1,033,640	1,369,901	336,261
Distilled spirit	86,671	145,698	59,027	1,004,622	1,749,110	744,488
Vinous beverages	33,294	31,286	(2,008)	395,938	497,307	101,369
Malted fermented beverages	257,507	189,287	(68,220)	2,768,027	2,020,719	(747,308)
Alcohol violation fee & fine	0	0	0	0	3,000	3,000
Interest and penalties on alcohol	0	0	0	0	0	0
GRT credit & adj taken healthy futures funds	0	0	0	0	(613)	(613)
Use of money and property	0	31	31	0	792	792
TOTAL	\$ 4,436,222	\$ 2,813,827	\$ (1,622,395)	\$ 32,779,377	\$ 31,066,867	\$ (1,712,510)

Government Of Guam
Actual Revenues Compared to Prorated Adopted Revenues
Special Revenue Funds
Ten Months Ended July 31, 2022

DRAFT

	For the Months			Year-To-Date		
	Adopted Revenues	Actual Collections	Favorable (Unfavorable)	Adopted Revenues	Actual Collections	Favorable (Unfavorable)
Indirect Cost Fund						
Office of the Governor	0	0	0	0	0	0
Office of the Lt Governor	0	0	0	0	0	0
Department of Revenue & Taxation	0	0	0	0	0	0
Bureau Statistics and Plans	0	0	0	39,844	0	(39,844)
Department of Law	0	0	0	0	0	0
Guam police-Indirect Cost	0	0	0	900	0	(900)
Agency of Human Resources Development	0	0	0	0	0	0
Department of Agriculture	0	0	0	8,724	376	(8,348)
Dept of Public Health & Social Service	50,096	11,584	(38,512)	667,828	573,564	(94,264)
Library - Indirect Cost	0	0	0	0	0	0
Department of Youth Affairs	0	0	0	1,167	705	(462)
Dept of Mental Health & Substance Abuse	0	0	0	44,854	191,043	146,189
Department of Labor	0	0	0	6,307	0	(6,307)
Department of Parks & Recreation	0	0	0	0	0	0
Department of Vocational Rehabilitation	0	0	0	40,211	0	(40,211)
Civil Defense	0	0	0	1,125	0	(1,125)
Guam Energy Office	0	0	0	0	0	0
Guam Public Library System	0	0	0	0	0	0
Council of Arts & Humanities	0	0	0	0	0	0
Use of money and property	0	0	0	0	0	0
TOTAL	\$ 50,096	\$ 11,584	\$ (38,512)	\$ 810,960	\$ 765,680	\$ (45,272)
Land Survey Revolving Fund						
Document tax - land survey fee	184,558	187,357	2,799	2,218,403	2,278,501	60,098
Rental of government land	9,185	1,772	(7,413)	42,607	33,254	(9,353)
Recording fee	33,657	27,175	(6,482)	306,098	308,954	856
Application fees	0	0	0	0	0	0
Certificates of document fees	15,516	17,077	1,561	135,086	185,999	50,913
Rezoning fees	0	0	0	0	6,400	6,400
Subpoena fees	0	0	0	0	35	35
Use of money and property	0	0	0	0	0	0
TOTAL	\$ 242,826	\$ 233,380	\$ (9,446)	\$ 2,702,194	\$ 2,811,143	\$ 108,949
Limited Gaming Fund						
Bingo / Lottery	0	0	0	0	0	0
Cockfighting	0	0	0	0	0	0
Carnival / Liberation Day	0	0	0	0	0	0
Electronic gaming devices	0	0	0	0	0	0
Other gaming activities	0	0	0	0	0	0
License fees - limited gaming	0	0	0	0	0	0
Penalties - failure to file	0	25	25	0	194	(194)
Penalties - late tax payment	0	0	0	0	0	0
Dept of Revenue & Taxation admin 5%	0	0	0	0	0	0
Mayors' Council - repair of facilities 1/3	5,922	25,688	19,766	353,001	266,047	(86,954)
Dept of Parks & Rec - repair of facilities 1/3	5,962	26,517	20,555	351,909	274,629	(77,280)
GDDE - repair of facilities 1/3	5,962	26,517	20,555	351,909	274,629	(77,280)
Interest - Limited Gaming Fund	0	5	5	0	18,210	18,210
Consolidated fund - 95%	0	0	0	0	0	0
Dept of Admin - admin - 5%	454	4,144	3,690	50,593	42,814	(7,779)
For recon	0	0	0	0	0	0
Cred/Adj taken limited gaming	0	0	0	0	0	0
Use of money and property	0	0	0	0	33	33
TOTAL	\$ 18,310	\$ 82,895	\$ (64,585)	\$ 1,107,412	\$ 874,690	\$ (232,722)
Manpower Development Fund						
Registration fees - non immigrant	0	0	0	0	0	0
Registration fees - GCC share	448,289	136,150	(312,139)	3,194,417	3,610,420	416,003
Registration fees - Labor share	201,912	58,350	(143,562)	1,468,923	1,547,322	80,399
Citation fee - non immigration temp worker	5,000	0	(5,000)	10,880	31,100	20,210
Citation fee - fair empmt pract otc	1,200	0	(1,200)	5,900	2,100	(3,800)
Use of money and property	0	31	31	0	400	400
TOTAL	\$ 656,401	\$ 194,531	\$ (461,870)	\$ 4,678,130	\$ 5,191,342	\$ 513,212
Mental Health and Substance Abuse Services Fund						
Psychotherapy Services	624	0	(624)	21,834	42,956	21,122
Pharmacy Medication Fees	18,179	0	(18,179)	113,321	258,632	145,311
TOTAL	\$ 18,803	\$ 0	\$ (18,803)	\$ 134,855	\$ 301,588	\$ 166,733
Office of Vital Statistics Revolving Fund						
Marriage waiver	2,070	2,350	280	21,797	17,630	(4,167)
Marriage application	3,320	2,640	(680)	30,675	25,520	(5,155)
Firearms permits	0	0	0	0	0	0
Birth certificate	7,655	6,695	(960)	60,399	70,160	9,761
Death certificate	3,465	2,370	(1,095)	28,516	29,370	854
Marriage certificate	4,240	3,290	(950)	32,911	32,520	(391)
Burial permit	340	260	(80)	3,644	4,670	1,028
Affidavit of paternity	2,024	760	(1,264)	18,348	9,662	(8,686)
Affidavit of public acknowledgment	20	160	140	170	490	320
Court order change of name	60	40	(20)	260	1,220	960
Declaratory Judgement	20	130	110	190	403	213
Adoptions	75	90	15	385	825	440
Research fee	33	34	1	283	460	177
Use of money and property	0	0	0	0	6	6
TOTAL	\$ 23,322	\$ 18,819	\$ (4,503)	\$ 195,578	\$ 193,136	\$ (2,442)

Government Of Guam
Actual Revenues Compared to Prorated Adopted Revenues
Special Revenue Funds
Ten Months Ended July 31, 2022



	For the Months			Year-To-Date		
	Adopted Revenues	Actual Collections	Favorable (Unfavorable)	Adopted Revenues	Actual Collections	Favorable (Unfavorable)
Pesticide Management Fund						
Pesticide management fund fees	9,340	4,640	(4,700)	87,601	103,604	16,003
Use of money and property	0	0	0	0	0	0
TOTAL	\$ 9,340	\$ 4,640	\$ (4,700)	\$ 87,601	\$ 103,604	\$ 16,003
Police Patrol Vehicle & Equipment Revolving Fund						
Ovis fees / reinspection fees	26,630	24,397	(2,233)	272,374	259,903	(12,471)
Damaged GPD vehicle	0	0	0	0	0	0
Use of money and property	0	0	0	0	0	0
TOTAL	\$ 26,630	\$ 24,397	\$ (2,233)	\$ 272,374	\$ 259,903	\$ (12,471)
Police Services Fund						
Accessible parking fees 50%	0	0	0	2,165	1,060	(1,105)
Annual gun business registration / \$600	3,600	1,800	(1,800)	8,400	12,600	4,200
Government of Guam ID / \$10	0	0	0	0	0	0
Traffic report copy fee / \$10	8,672	9,126	454	195,854	84,172	(111,682)
Police blotter report \$1 1st page / \$ 10 each	0	0	0	0	0	0
Police clearance \$7 / \$1 per copy	21,253	23,520	2,267	199,675	223,440	23,765
Filing record / security officer / \$75	0	0	0	0	0	0
Firearm trainers / \$500	0	0	0	0	0	0
Highway special use permit / \$50	0	0	0	0	0	0
Firearm registration / \$40	24,068	15,960	(8,108)	169,040	197,720	27,880
Non-concealed firearm ID / \$25	11,491	8,299	(3,192)	84,683	97,137	12,454
Concealed firearm ID / \$60	13,804	8,961	(4,843)	81,985	103,103	21,138
Fingerprinting fee / \$20	7,275	3,672	(3,603)	40,310	48,008	7,698
Subpoena fee	0	0	0	80	35	(45)
Abstract criminal records / \$15	855	915	60	10,185	8,825	(1,360)
Police clearance additional copies	435	234	(201)	2,238	1,628	(610)
Fine unauthorized use uniform / \$500mx	0	0	0	0	0	0
Firearm ID late renewal fee / \$5	441	567	126	4,772	6,696	1,924
Certified copy of records / \$10	0	0	0	0	54	54
Firearm inspection fee / \$5	4,909	3,573	(1,336)	33,662	43,798	10,136
Vehicle release fee / \$10	0	0	0	0	27	27
Witness fees / \$35	0	0	0	42	0	(42)
Special event fee / \$100	300	258	(42)	10,210	8,901	(1,309)
Restitutions GPD	300	50	(250)	300	17,931	17,631
Other revenues - GPD	0	0	0	14,200	28,725	14,465
Use of money and property	0	0	0	0	0	0
TOTAL	\$ 97,403	\$ 76,935	\$ (20,468)	\$ 788,641	\$ 894,960	\$ 106,319
Prof Eng. Architects & Land Surveyors Board Fund						
P.E.A.L.S examination / license fees	6,414	8,405	1,991	252,244	236,455	(15,789)
Use of money and property	0	1	1	0	14	14
TOTAL	\$ 6,414	\$ 8,406	\$ 1,991	\$ 252,244	\$ 236,469	\$ (15,775)
Public Recreation Services Fund						
Park fees / park use permits	2,062	2,590	528	25,334	27,650	2,316
Park vendor permits	7,550	9,890	1,340	25,730	25,018	(712)
Community programs fees	0	0	0	1,876	0	(1,876)
Paseo Stadium fees	0	0	0	0	0	0
Pool and beach fees	2,560	0	(2,560)	9,686	0	(9,686)
Recreational admin fees	8,000	6,000	(2,000)	10,000	11,660	1,660
Youth Center fees	0	0	0	0	0	0
Guam Sports Complex	300	700	400	8,062	2,300	(5,762)
Paseo Recreational Center	0	0	0	74	0	(74)
Hagatna / Tiyan Tennis Center	243	0	(243)	5,375	716	(4,659)
Guerrero Stadium / Tiyan Fields	0	0	0	0	0	0
Tiyan Football / Soccer Field	0	0	0	0	0	0
Baseball fields / Ypaopao	0	0	0	0	0	0
Recreational water use plan	0	0	0	0	0	0
Use of money and property	0	1	1	0	3	3
TOTAL	\$ 29,715	\$ 18,181	\$ (11,534)	\$ 88,137	\$ 67,346	\$ (20,791)
Public School Library Resources Fund						
School library resources fund	44,039	93,199	49,160	608,571	853,961	245,390
Use of money and property	0	7	7	0	33	33
TOTAL	\$ 44,039	\$ 93,206	\$ 49,167	\$ 608,571	\$ 853,994	\$ 245,423
Public Transit Fund						
Surcharge - Diesel taxes	0	23,374	23,374	0	281,526	281,526
Bus Fares - GMTA	18,313	189	(18,124)	185,031	1,738	(183,293)
Use of money and property	0	0	0	0	0	0
TOTAL	\$ 18,313	\$ 23,543	\$ 4,230	\$ 185,031	\$ 283,263	\$ 98,233
Rabies Prevention Fund						
Pet license	345	295	(50)	3,542	2,705	(837)
Impoundment fee	0	0	0	0	0	0
Sterilization deposit	0	0	0	0	0	0
Entry permit	3,071	3,300	229	28,175	28,810	635
Use of money and property	0	0	0	0	0	0
TOTAL	\$ 3,416	\$ 3,595	\$ 179	\$ 31,717	\$ 31,515	\$ (202)

Government Of Guam
 Actual Revenues Compared to Prorated Adopted Revenues
 Special Revenue Funds
 Ten Months Ended July 31, 2022

DRAFT

	For the Months			Year-To-Date		
	Adopted Revenues	Actual Collections	Favorable (Unfavorable)	Adopted Revenues	Actual Collections	Favorable (Unfavorable)
Recycling Revolving Fund						
Recycling Fees	308,430	233,661	(74,769)	2,338,535	2,286,587	(51,948)
Use of money and property	0	0	0	0	0	0
TOTAL	\$ 308,430	\$ 233,661	\$ (74,769)	\$ 2,338,535	\$ 2,286,587	\$ (51,948)
Safe Streets Fund						
CCC - Safe streets fund	13,432	0	(13,432)	111,592	5,602	(105,990)
Use of money and property	0	0	0	0	1	1
TOTAL	\$ 13,432	\$ 0	\$ (13,432)	\$ 111,592	\$ 5,603	\$ (105,989)
Solid Waste Operations Fund						
Tipping fee settlement Lagu	0	0	0	0	0	0
Solid waste bid package fee	0	0	0	0	0	0
Fee - household collection	300,508	682,226	381,718	5,933,568	6,782,186	848,618
Fee - compact Ordot tipping fee \$4 cu yd	797,240	791,718	(5,522)	7,505,024	7,815,756	110,732
Fee - uncompact Ordot tipping fee \$4 cu yd	57,030	93,744	36,714	1,319,429	757,251	(562,178)
Fee - uncompact Agat transfer station	7,811	4,255	(3,556)	82,122	49,378	(32,744)
Fee - uncompact Dedede transfer station	0	0	0	0	0	0
Fee - uncompact Malofoj transfer station	7,297	5,520	(1,777)	90,656	54,483	(36,174)
Miscellaneous	0	0	0	0	98,488	98,488
Restoration charge	4,902	1,550	(3,352)	43,470	24,900	(18,570)
Transfer charge	0	0	0	0	0	0
Reactivation charge	256	500	244	3,442	3,600	158
Trash tags	948	808	(140)	9,946	8,448	(1,498)
Fee - uncompact Harmon transfer	17,852	24,041	6,189	259,689	252,599	(7,090)
Interest from settlement Lagu	0	0	0	0	0	0
Use of money and property	0	95	95	0	1,398	1,398
TOTAL	\$ 1,193,844	\$ 1,604,456	\$ 410,612	\$ 15,247,346	\$ 15,648,485	\$ 401,139
Street Light Fund						
Abandoned vehicle fee - vehicle registration	465,834	348,221	(117,613)	3,520,854	3,430,011	(90,843)
Use of money and property	0	0	0	0	0	0
TOTAL	\$ 465,834	\$ 348,221	\$ (117,613)	\$ 3,520,854	\$ 3,430,011	\$ (90,843)
Tax Collection Enhancement Fund						
Passport fees	39,240	74,056	34,816	515,801	745,489	229,688
Passport expedite fees	9,369	9,143	(227)	130,286	106,472	(23,814)
Passport expedite mail fees	0	183	183	0	400	400
Use of money and property	0	0	0	0	0	0
TOTAL	\$ 48,609	\$ 83,382	\$ 34,772	\$ 646,087	\$ 854,361	\$ 208,274
Territorial Education Facilities Fund						
DRT property taxes	284,237	193,910	(90,327)	30,458,866	29,882,230	(576,636)
DRT property taxes-others	0	3,602	3,602	0	91,818	91,818
Penalties and interest	47,026	44,706	(2,320)	3,462,743	5,252,639	1,789,896
Real property tax bank fees	0	0	0	0	30	30
Bank deposit shortage coverage	0	0	0	0	0	0
Use of money and property	0	55	55	0	511	511
TOTAL	\$ 331,263	\$ 242,273	\$ (88,990)	\$ 33,921,609	\$ 35,227,229	\$ 1,305,620
Tourist Attraction Fund						
Occupancy taxes, hotel / motel	1,397,078	2,078,374	681,296	12,929,404	12,474,779	(454,625)
Other occupancy taxes	0	0	0	0	0	0
Occupancy taxes, interest & penalties	0	0	0	0	0	0
Use of money and property	0	1,032	1,032	0	1,601	1,601
Gain (Loss) on investment	0	0	0	0	7	7
TOTAL	\$ 1,397,078	\$ 2,079,406	\$ 682,328	\$ 12,929,404	\$ 12,476,386	\$ (453,018)
Water Protection Fund						
Grading plan review fees	0	105	105	4,553	4,043	(510)
Clearing and grubbing permits	130	805	675	49,077	33,867	(15,210)
Stockpiling permits	31	60	29	37,964	21,575	(16,389)
Field citation violations	0	0	0	0	98,000	98,000
Use of money and property	0	0	0	0	0	0
TOTAL	\$ 161	\$ 970	\$ 809	\$ 91,594	\$ 157,485	\$ 65,891
Water Research and Development Fund						
Well drilling permit	510	200	(310)	64,535	72,890	8,355
Use of money and property	0	0	0	0	0	0
TOTAL	\$ 510	\$ 200	\$ (310)	\$ 64,535	\$ 72,890	\$ 8,355

Government Of Guam
 Combined Comparative Statement Of Revenues
 Special Revenue Funds
 June 30, 2022 & 2021

DRAFT

	ACTUAL Collection for the month			ACTUAL Collection for the Year-To-Date		
	June, 2022	June, 2021	Increase (Decrease)	Fiscal Year 2022	Fiscal Year 2021	Increase (Decrease)
Air Pollution Control Special Fund						
Emission fee / \$6 per ton per year	0	0	0	0	0	0
Penalty - excess emission / \$1,000	46,246	2,550	43,696	147,987	131,549	16,438
Admin permit amend nonmajor / \$100	0	0	0	0	0	0
Use of money and property	0	0	0	0	0	0
TOTAL	\$ 46,246	\$ 2,550	\$ 43,696	\$ 147,987	\$ 131,549	\$ 16,438
Banking & Insurance Enforcement Fund						
Exam fees	0	0	0	0	0	0
ATM fees	0	0	0	0	0	0
Banking & Insurance enforcement	73,015	74,940	(1,925)	262,571	366,685	(104,114)
Use of money and property	5	16	(11)	72	176	(104)
TOTAL	\$ 73,020	\$ 74,956	\$ (1,936)	\$ 262,643	\$ 366,861	\$ (104,218)
Better Public Service Fund						
Fees and fines	0	0	0	490	6,510	(6,020)
Service contract provide application fee-250	0	0	0	25	0	25
Service contract provide filing fee-25	100	50	50	150	125	25
Use of money and property	0	0	0	0	0	0
TOTAL	\$ 100	\$ 50	\$ 50	\$ 665	\$ 6,635	\$ (5,970)
Chamorro Land Trust Operations Fund						
Land trust application fees	100	0	100	1,050	650	400
Commercial leases / license	10,228	36,648	(26,420)	489,583	730,716	(241,133)
Agriculture / residential land trust lease	0	0	0	0	0	0
Payment in lieu of real property tax	0	0	0	0	0	0
Sale of government land (PL#31 53)	0	0	0	0	0	0
Use of money and property	19	57	(38)	270	565	(295)
TOTAL	\$ 10,347	\$ 36,705	\$ (26,358)	\$ 490,893	\$ 731,931	\$ (241,038)
Corrections Revolving Fund						
DOC revolving fund	105,431	176,211	(64,780)	1,132,797	1,773,835	(641,038)
Use of money and property	0	0	0	0	0	0
TOTAL	\$ 105,431	\$ 176,211	\$ (64,780)	\$ 1,132,797	\$ 1,773,835	\$ (641,038)
Custom, Agric and Quarantine Inspection Fund						
Customs overtime services	0	0	0	0	0	0
Passenger inspection fee - All	70	0	70	145	48	97
Passenger inspection fee - Port Authority	0	0	0	0	0	0
Passenger inspection fee - Airport Authority	327,787	60,000	267,787	1,328,920	339,812	989,108
Cargo inspection fee - All	19,307	31,722	(12,415)	201,656	279,130	(77,474)
Port inspection fee - single <4000#	0	0	0	0	0	0
Port inspection fee - single >4000#	0	0	0	0	0	0
Port inspection fee - multi <4000#	0	0	0	0	0	0
Port inspection fee - multi >4000#	0	0	0	0	0	0
Air inspection fee - single <100#	0	0	0	0	0	0
Air inspection fee - single >100#	0	0	0	0	0	0
Revenue - other payments	0	0	0	64	2	62
Use of money and property	5	44	(39)	38	456	(418)
TOTAL	\$ 347,169	\$ 91,766	\$ 255,403	\$ 1,530,823	\$ 819,449	\$ 711,374
DPHSS Sanitary Inspection Revolving Fund						
Sanitary inspection-register fee	22,965	8,265	14,700	229,025	115,496	113,529
Use of money and property	5	17	(12)	98	143	(45)
TOTAL	\$ 22,970	\$ 8,282	\$ 14,688	\$ 229,123	\$ 115,640	\$ 113,484
Enhanced 911 Emergency Reporting System Fund						
911 surcharge \$1	173,202	178,564	(5,362)	1,577,138	1,598,706	(21,568)
Use of money and property	34	167	(133)	761	1,548	(787)
TOTAL	\$ 173,236	\$ 178,731	\$ (5,495)	\$ 1,577,899	\$ 1,598,254	\$ (20,355)
Environmental Health Fund						
Health permits - business	518,226	520,526	(2,300)	695,177	648,257	46,919
PH registration and penalty	0	0	0	0	0	0
De-rating inspection and certificates	0	0	0	0	0	0
Health certificates	55,139	59,025	(3,886)	351,487	340,808	10,679
Administrative penalties	0	0	0	600	400	200
Use of money and property	11	20	(9)	153	163	(10)
TOTAL	\$ 573,376	\$ 579,571	\$ (6,195)	\$ 1,047,417	\$ 989,628	\$ 57,789

DRAFT

	ACTUAL Collection for the month			ACTUAL Collection for the Year-To-Date		
	June, 2022	June, 2021	Increase (Decrease)	Fiscal Year 2022	Fiscal Year 2021	Increase (Decrease)
Fire, Life & Medical Emergency Fund						
Transport / standby fees	488	0	488	1,136	100	1,036
Fire prevention fees	9,036	12,269	(3,233)	109,695	101,650	7,845
Other fees	1,895	21	1,874	6,947	34,536	(27,589)
Ambulance service	50,751	47,990	2,761	674,205	629,853	44,352
Fire citations	0	0	0	0	0	0
Use of money and property	0	0	0	0	0	0
TOTAL	\$ 62,170	\$ 60,280	\$ 1,891	\$ 791,983	\$ 766,339	\$ 25,645
Guam Contractors License Board Fund						
Contractors fees	402,530	374,660	27,870	567,689	670,402	(102,713)
Use of money and property	11	27	(16)	158	227	(69)
TOTAL	\$ 402,541	\$ 374,687	\$ 27,854	\$ 567,847	\$ 670,629	\$ (102,781)
Guam Environmental Trust Fund						
Insurance assessment fee	46,839	0	46,839	503,886	417,942	85,944
Use of money and property	5	15	(10)	83	136	(53)
TOTAL	\$ 46,844	\$ 15	\$ 46,830	\$ 503,969	\$ 418,078	\$ 85,891
Guam (Territorial) Highway Fund						
Liquid fuel taxes:						
Aviation fuel tax	177,098	204,862	(27,764)	1,541,730	2,014,168	(472,438)
Diesel fuel tax	90,005	110,132	(20,127)	858,664	722,445	136,219
Other fuel tax	0	30,910	(30,910)	0	202,752	(202,752)
Drawbacks	0	0	0	0	0	0
Mass transit surcharge on diesel fuel	536,527	564,762	(28,235)	4,561,740	3,513,398	1,048,342
Auto surcharge on other fuels	143,070	150,603	(7,533)	1,216,440	1,003,586	212,854
Condition for deposit fee penalty	0	0	0	0	0	0
GRT credits and adjust taken SHF	0	0	0	0	0	0
Interest and penalties on taxes	0	0	0	0	0	0
Liquid fuel taxes	946,700	1,061,269	(114,569)	8,178,574	7,456,350	722,225
Licenses and registrations	1,164,790	991,699	173,091	7,861,411	7,587,658	283,752
Use of money and property	17	45	(28)	207	583	(376)
TOTAL	\$ 2,111,507	\$ 2,053,013	\$ 58,494	\$ 16,040,191	\$ 15,024,601	\$ 1,015,591
Guam Invasive Species Inspection Fee Fund						
Invasive species inspection fees	74,674	60,022	14,652	526,779	523,907	2,872
Use of money and property	2	9	(7)	35	88	(53)
TOTAL	\$ 74,676	\$ 60,032	\$ 14,645	\$ 526,814	\$ 523,995	\$ 2,819
Guam Museum Fund						
Transfer In/From TAF	0	0	0	0	0	0
Guam museum fees	0	0	0	0	0	0
Building permit fees - 25%	32,735	15,573	17,162	310,039	213,500	96,539
Rental building	0	0	0	0	0	0
Donations and contributions	0	0	0	0	0	0
TOTAL	\$ 32,735	\$ 15,573	\$ 17,162	\$ 310,039	\$ 213,500	\$ 96,539
Guam Plant Inspection and Permit Fund						
Guam plant inspection and permit	7,506	8,394	(888)	71,967	74,125	(2,158)
Use of money and property	2	7	(5)	35	67	(32)
TOTAL	\$ 7,508	\$ 8,401	\$ (893)	\$ 71,997	\$ 74,192	\$ (2,191)
Health Professional Licensing Office Revolving Fund						
Healing Arts	0	0	0	0	0	0
Allied Health License	730	2,780	(2,050)	12,305	40,373	(28,068)
Dental Board License	580	5,375	(4,795)	18,710	23,310	(4,600)
Medical Board License	400	6,050	(5,650)	122,525	38,345	86,180
Nursing Board License	8,260	34,765	(26,505)	41,035	88,964	(47,929)
Optometry Board License	0	262	(262)	180	1,512	(1,332)
Pharmacy Board License	210	2,800	(2,590)	14,390	9,210	5,180
Cosmetology Board License	285	473	(188)	5,224	3,850	1,374
Use of money and property	0	3	(3)	15	24	(9)
TOTAL	\$ 10,465	\$ 52,508	\$ (42,043)	\$ 212,384	\$ 203,598	\$ 8,787
Healthy Futures Funds						
Cigarettes	2,488,060	3,082,640	(594,580)	23,055,991	24,366,834	(1,310,843)
Cigars	2,951	2,885	66	266	38,520	(37,564)
Others	32,919	157,830	(124,911)	1,254,309	1,010,911	243,398
Distilled spirit	118,163	108,900	9,263	1,603,413	839,091	764,322
Vinous beverages	64,250	37,926	26,325	466,021	295,385	170,636
Malted fermented beverages	182,754	165,113	17,641	1,831,431	1,398,868	432,564
Alcohol violation fee & fine	0	0	0	3,000	0	3,000
Interest and penalties on alcohol	0	0	0	0	0	0
GRT credit & adj taken healthy futures funds	0	0	0	(607)	0	(607)
Use of money and property	34	251	(217)	761	2,757	(1,996)
TOTAL	\$ 2,949,170	\$ 3,553,346	\$ (604,176)	\$ 28,252,841	\$ 28,866,443	\$ (613,602)

Government Of Guam
 Combined Comparative Statement Of Revenues
 Special Revenue Funds
 June 30, 2022 & 2021



	ACTUAL Collection for the month			ACTUAL Collection for the Year-To-Date		
	June, 2022	June, 2021	Increase (Decrease)	Fiscal Year 2022	Fiscal Year 2021	Increase (Decrease)
Indirect Cost Fund						
Office of the Governor	0	(218)	218	0	5,817	(5,817)
Office of the Lt Governor	0	0	0	0	462	462
Department of Revenue & Taxation	0	0	0	0	0	0
Bureau Statistics and Plans	0	0	0	0	54,252	(54,252)
Department of Law	0	0	0	0	0	0
Guam police-Indirect Cost	0	0	0	0	0	0
Agency of Human Resources Development	0	0	0	0	0	0
Department of Agriculture	376	0	376	376	0	376
Dept of Public Health & Social Service	82,567	46	82,522	561,980	207,653	354,327
Library - Indirect Cost	0	0	0	0	0	0
Department of Youth Affairs	0	0	0	705	388	316
Dept of Mental Health & Substance Abuse	0	0	0	191,043	140,606	50,436
Department of Labor	0	0	0	0	39,271	(39,271)
Department of Parks & Recreation	0	0	0	0	0	0
Department of Vocational Rehabilitation	0	0	0	0	44,239	(44,239)
Civil Defense	0	0	0	0	0	0
Guam Energy Office	0	0	0	0	0	0
Guam Public Library System	0	0	0	0	10,529	(10,529)
Council of Arts & Humanities	0	0	0	0	0	0
Use of money and property	0	0	0	0	0	0
TOTAL	\$ 82,944	\$ (172)	\$ 83,116	\$ 754,104	\$ 503,217	\$ 250,887
Land Survey Revolving Fund						
Document tax - land survey fee	204,238	234,578	(30,340)	2,091,144	1,978,992	112,151
Rental of government land	6,073	3,205	2,868	31,483	35,260	(3,777)
Recording fee	34,910	38,110	(3,200)	279,779	280,133	(154)
Application fees	0	0	0	0	0	0
Certificates of document fees	21,745	26,557	(4,812)	168,923	156,234	12,689
Rezoning fees	0	0	0	6,400	0	6,400
Subpoena fees	0	0	0	35	45	(10)
Use of money and property	0	0	0	0	0	0
TOTAL	\$ 266,966	\$ 302,451	\$ (35,484)	\$ 2,577,763	\$ 2,450,665	\$ 127,098
Limited Gaming Fund						
Bingo / Lottery	0	0	0	0	0	0
Cocklighting	0	0	0	0	0	0
Carnival / Liberation Day	0	0	0	0	0	0
Electronic gaming devices	0	0	0	0	0	0
Other gaming activities	0	0	0	0	0	0
License fees - limited gaming	0	0	0	0	0	0
Penalties - failure to file	0	0	0	(69)	594	(662)
Penalties - late tax payment	0	0	0	0	0	0
Dept of Revenue & Taxation - admin - 5%	0	0	0	0	0	0
Mayors Council - repair of facilities 1/3	26,737	46,368	(19,631)	240,359	183,355	57,004
Dept of Parks & Rec - repair of facilities 1/3	27,599	47,864	(20,264)	248,112	189,269	58,843
GDOE - repair of facilities 1/3	27,599	47,864	(20,264)	248,112	189,269	58,843
Interest - Limited Gaming Fund	1	300	(299)	16,206	1,069	15,137
Consolidated fund - 95%	0	0	0	0	0	0
Dept of Adm'n - admin - 5%	4,313	7,479	(3,166)	38,771	29,575	9,196
For recon	0	0	0	0	0	0
Cred/Adj taken limited gaming	(5,909)	0	(5,909)	0	0	0
Use of money and property	0	12	(12)	37	146	(110)
TOTAL	\$ 80,346	\$ 149,887	\$ (69,541)	\$ 791,525	\$ 583,277	\$ 208,248
Manpower Development Fund						
Registration fees - non immigrant	0	0	0	0	0	0
Registration fees - GCC share	350,292	126,233	224,059	3,474,270	1,979,966	1,494,304
Registration fees - Labor share	150,125	54,100	96,025	1,488,972	848,556	640,416
Citation fee - non immigration temp worker	2,500	1,600	900	31,100	3,100	28,000
Citation fee - fair empmt pract ofc	800	250	550	2,100	3,900	(1,800)
Use of money and property	30	79	(49)	369	545	(176)
TOTAL	\$ 503,747	\$ 182,262	\$ 321,485	\$ 4,996,811	\$ 2,836,067	\$ 2,160,744
Mental Health and Substance Abuse Services Fund						
Psychotherapy Services	0	(6)	6	42,956	3,127	39,829
Pharmacy Medication Fees	53	163,318	(163,265)	258,632	368,688	(110,057)
TOTAL	\$ 53	\$ 163,318	\$ (163,265)	\$ 301,588	\$ 371,815	\$ (70,228)
Office of Vital Statistics Revolving Fund						
Marriage waiver	1,070	1,750	(680)	15,280	15,710	(430)
Marriage application	2,450	2,980	(530)	22,880	22,960	(80)
Firearms permits	0	0	0	0	0	0
Birth certificate	7,841	8,510	(669)	63,465	61,207	2,258
Death certificate	2,790	2,685	105	27,000	27,906	(906)
Marriage certificate	3,720	4,160	(440)	29,230	29,221	9
Burial permit	325	555	(230)	4,410	4,470	(60)
Affidavit of paternity	960	920	40	9,102	9,176	(74)
Affidavit of public acknowledgment	60	30	30	330	302	28
Court order change of name	140	20	120	1,180	235	945
Declaratory judgement	30	30	0	273	295	(22)
Adoptions	60	105	(45)	735	465	270
Research fee	9	32	(23)	426	331	95
Use of money and property	0	4	(4)	6	29	(24)
TOTAL	\$ 19,455	\$ 21,781	\$ (2,325)	\$ 174,318	\$ 172,307	\$ 2,011

Government Of Guam
 Combined Comparative Statement Of Revenues
 Special Revenue Funds
 June 30, 2022 & 2021

DRAFT

	ACTUAL Collection for the month			ACTUAL Collection for the Year-To-Date		
	June, 2022	June, 2021	Increase (Decrease)	Fiscal Year 2022	Fiscal Year 2021	Increase (Decrease)
Pesticide Management Fund						
Pesticide management fund fees	38,016	17,574	20,442	98,964	65,793	33,171
Use of money and property	0	0	0	0	0	0
TOTAL	\$ 38,016	\$ 17,574	\$ 20,442	\$ 98,964	\$ 65,793	\$ 33,171
Police Patrol Vehicle & Equipment Revolving Fund						
Ovis fees / reinspection fees	25,073	41,421	(16,348)	235,506	267,106	(31,600)
Damaged GPD vehicle	0	0	0	0	2,099	(2,099)
Use of money and property	0	0	0	0	1	(1)
TOTAL	\$ 25,073	\$ 41,421	\$ (16,348)	\$ 235,506	\$ 269,206	\$ (33,700)
Police Services Fund						
Accessible parking fees 50%	0	0	0	1,060	2,852	(1,792)
Annual gun business registration / \$600	9,000	5,400	3,600	10,800	7,200	3,600
Government of Guam ID / \$10	0	0	0	0	0	0
Traffic report copy fee / \$10	10,998	9,724	1,274	85,046	68,380	16,666
Police blotter report \$1 1st page / \$.10 each	0	0	0	0	0	0
Police clearance \$7 / \$1 per copy	27,615	24,870	2,745	199,920	149,166	50,734
Filing record - security officer / \$75	0	0	0	0	200	(200)
Firearm trainers / \$500	0	0	0	0	0	0
Highway special use permit / \$50	0	0	0	0	0	0
Firearm registration / \$40	19,200	27,400	(8,200)	181,760	195,640	(13,880)
Non-concealed firearm ID / \$25	10,148	10,105	43	88,838	73,745	15,093
Concealed firearm ID / \$60	12,257	10,506	1,751	94,142	95,481	(1,339)
Fingerprinting fee / \$20	5,372	4,828	544	44,336	28,998	17,340
Subpoena fee	0	0	0	35	35	0
Abstract criminal records / \$15	1,320	945	375	8,910	7,080	1,830
Police clearance additional copies	253	120	133	1,394	750	644
Fine - unauthorized use uniform / \$500mx	0	0	0	0	0	0
Firearm ID late renewal fee / \$5	639	198	441	6,129	1,296	4,833
Certified copy of records / \$10	27	0	27	54	18	36
Firearm inspection fee / \$5	4,221	6,111	(1,890)	40,225	43,586	(3,361)
Vehicle release fee / \$10	0	0	0	27	27	0
Witness fees / \$35	0	0	0	0	35	(35)
Special event fee / \$100	301	516	(215)	8,643	13,588	(4,945)
Restitutions - GPD	50	550	(500)	17,881	10,100	7,781
Other revenues - GPD	0	0	0	28,725	10,127	18,598
Use of money and property	0	0	0	0	0	0
TOTAL	\$ 191,481	\$ 191,273	\$ 208	\$ 817,825	\$ 708,333	\$ 111,592
Prof Eng. Architects & Land Surveyors Board Fund						
P.E.A.L.S examination - license fees	7,535	9,670	(2,135)	230,050	245,475	(15,425)
Use of money and property	1	2	(1)	13	24	(11)
TOTAL	\$ 7,536	\$ 9,672	\$ (2,136)	\$ 230,063	\$ 245,499	\$ (15,435)
Public Recreation Services Fund						
Park fees / park use permits	3,060	4,485	(1,425)	25,060	20,035	5,025
Park vendor permits	8,250	813	7,438	16,128	3,993	12,135
Community programs fees	0	0	0	0	331	(331)
Paseo Stadium fees	0	0	0	0	6	(6)
Pool and beach fees	0	0	0	0	0	0
Recreational admin fees	3,100	0	3,100	5,660	0	5,660
Youth Center fees	0	0	0	0	0	0
Guam Sports Complex	0	0	0	1,800	1,700	(100)
Paseo Recreational Center	0	0	0	0	0	0
Hagatha / Tiyan Tennis Center	0	225	(225)	716	225	491
Guerrero Stadium / Tiyan Fields	0	0	0	0	50	(50)
Tiyan Football / Soccer Field	0	0	0	0	0	0
Baseball fields: Ypaopao	0	0	0	0	0	0
Recreational water use plan	0	0	0	0	0	0
Use of money and property	0	0	0	2	9	(7)
TOTAL	\$ 14,410	\$ 5,523	\$ 8,887	\$ 48,166	\$ 28,349	\$ 22,817
Public School Library Resources Fund						
School library resources fund	103,081	82,753	20,328	770,762	439,608	331,154
Use of money and property	6	3	3	26	15	11
TOTAL	\$ 103,086	\$ 82,756	\$ 20,331	\$ 770,788	\$ 439,623	\$ 331,165
Public Transit Fund						
Surcharge - Diesel taxes	24,970	0	24,970	238,152	0	238,152
Bus Fares -GMTA	111	83	28	1,569	1,483	86
Use of money and property	0	0	0	0	0	0
TOTAL	\$ 25,081	\$ 83	\$ 24,998	\$ 239,721	\$ 1,483	\$ 238,238
Rabies Prevention Fund						
Pet license	200	340	(140)	2,410	3,070	(660)
Impoundment fee	0	0	0	0	0	0
Sterilization deposit	0	0	0	0	0	0
Entry permit	2,290	3,720	(1,430)	25,510	30,910	(5,400)
Use of money and property	0	0	0	0	0	0
TOTAL	\$ 2,490	\$ 4,060	\$ (1,570)	\$ 27,920	\$ 33,980	\$ (6,060)

Government Of Guam
 Combined Comparative Statement Of Revenues
 Special Revenue Funds
 June 30, 2022 & 2021

DRAFT


	ACTUAL Collection for the month			ACTUAL Collection for the Year-To-Date		
	June, 2022	June, 2021	Increase (Decrease)	Fiscal Year 2022	Fiscal Year 2021	Increase (Decrease)
Recycling Revolving Fund						
Recycling Fees	305,951	262,606	43,345	2,052,926	2,158,006	(105,080)
Use of money and property	0	0	0	0	18	(18)
TOTAL	\$ 305,951	\$ 262,606	\$ 43,345	\$ 2,052,926	\$ 2,158,022	\$ (105,096)
Safe Streets Fund						
DDC - Safe streets fund	0	0	0	5,602	11,500	(5,898)
Use of money and property	0	0	0	1	2	(1)
TOTAL	\$ 0	\$ 0	\$ 0	\$ 5,603	\$ 11,502	\$ (5,899)
Solid Waste Operations Fund						
Tipping fee settlement Lagu	0	0	0	0	0	0
Solid waste bid package fee	0	0	0	0	0	0
Fee - household collection	685,677	664,723	20,955	6,089,960	5,751,149	348,811
Fee - compact Ordot tipping fee \$4 cu yd	776,747	735,309	41,438	6,824,038	6,146,118	677,919
Fee - uncompact Ordot tipping fee \$4 cu yd	104,589	87,093	17,496	663,507	1,274,639	(611,132)
Fee - uncompact Agat transfer station	4,214	6,045	(1,831)	45,123	49,480	(4,358)
Fee - uncompact Dededo transfer station	0	0	0	0	0	0
Fee - uncompact Malojoj transfer station	5,703	5,175	528	48,963	55,317	(6,355)
Miscellaneous	0	0	0	98,486	0	98,486
Restoration charge	1,850	2,800	(950)	23,350	62,500	(39,150)
Transfer charge	0	0	0	0	0	0
Reactivation charge	350	800	(450)	3,100	4,150	(1,050)
Trash tags	520	1,156	(636)	7,640	6,476	1,164
Fee - uncompact Harmon transfer	25,290	29,933	(4,643)	228,559	223,730	4,829
Interest from settlement Lagu	0	0	0	0	0	0
Use of money and property	89	252	(163)	1,303	2,374	(1,071)
TOTAL	\$ 1,805,328	\$ 1,543,285	\$ 262,043	\$ 14,044,029	\$ 13,575,933	\$ 468,096
Street Light Fund						
Abandoned vehicle fee - vehicle registration	456,888	383,635	63,253	3,083,789	3,256,918	(173,129)
Use of money and property	0	0	0	0	0	0
TOTAL	\$ 456,888	\$ 383,635	\$ 63,253	\$ 3,083,789	\$ 3,256,918	\$ (173,129)
Tax Collection Enhancement Fund						
Passport fees	89,641	71,623	18,018	671,433	385,033	286,400
Passport expedite fees	13,440	11,130	2,310	89,330	54,578	34,752
Passport expedite mail fees	0	5	(5)	217	80	137
Use of money and property	0	0	0	0	0	0
TOTAL	\$ 103,081	\$ 82,758	\$ 20,323	\$ 760,980	\$ 439,691	\$ 321,289
Territorial Education Facilities Fund						
DRT property taxes	455,760	684,252	(228,492)	29,688,320	30,255,576	(567,256)
DRT property taxes -others	64,818	0	64,818	88,216	0	88,216
Penalties and interest	61,218	138,225	(77,007)	5,207,934	4,121,468	1,086,466
Real property tax bank fees	0	0	0	30	425	(395)
Bank deposit shortage / overage	0	0	0	0	0	0
Use of money and property	53	69	(16)	456	673	(217)
TOTAL	\$ 581,859	\$ 822,546	\$ (240,687)	\$ 34,984,956	\$ 34,378,142	\$ 606,814
Tourist Attraction Fund						
Occupancy taxes, hotel / motel	1,108,148	968,958	139,190	10,396,405	8,600,750	1,795,654
Other occupancy taxes	0	0	0	0	0	0
Occupancy taxes, interest & penalties	0	0	0	0	0	0
Use of money and property	481	17	464	569	58	510
Gain (Loss) on investment	0	0	0	7	0	7
TOTAL	\$ 1,108,629	\$ 968,975	\$ 139,654	\$ 10,397,081	\$ 8,600,808	\$ 1,796,272
Water Protection Fund						
Grading plan review fees	120	158	(38)	3,938	3,019	920
Clearing and grubbing permits	1,458	2,071	(613)	33,062	39,774	(6,712)
Stockpiling permits	58	338	(280)	21,515	18,664	2,850
Field citation violations	0	0	0	98,000	0	98,000
Use of money and property	0	0	0	0	0	0
TOTAL	\$ 1,636	\$ 2,567	\$ (931)	\$ 156,515	\$ 51,457	\$ 105,058
Water Research and Development Fund						
Well drilling permit	450	5,200	(4,750)	72,690	73,835	(1,145)
Use of money and property	0	0	0	0	0	0
TOTAL	\$ 450	\$ 5,200	\$ (4,750)	\$ 72,690	\$ 73,835	\$ (1,145)

Government Of Guam
Actual Revenues Compared to Prorated Adopted Revenues
Special Revenue Funds
Nine Months Ended June 30, 2022



	For the Months			Year-To-Date		
	Adopted Revenues	Actual Collections	Favorable (Unfavorable)	Adopted Revenues	Actual Collections	Favorable (Unfavorable)
Air Pollution Control Special Fund						
Emission fee / \$6 per ton per year	0	0	0	0	0	0
Penalty - excess emission / \$1,000	3,820	46,246	42,426	110,758	147,987	37,229
Admin permit amend nonmajor / \$100	0	0	0	0	0	0
Use of money and property	0	0	0	0	0	0
TOTAL	\$ 3,820	\$ 46,246	\$ 42,426	\$ 110,758	\$ 147,987	\$ 37,229
Banking & Insurance Enforcement Fund						
Exam fees	0	0	0	0	0	0
ATM fees	0	0	0	0	0	0
Banking & Insurance enforcement	135,349	73,645	(61,704)	344,155	262,571	(81,584)
Use of money and property	0	5	5	0	72	72
TOTAL	\$ 135,349	\$ 73,650	\$ (61,729)	\$ 344,155	\$ 262,643	\$ (81,512)
Water Public Service Fund						
Fees and fines	74,860	0	(74,860)	702,885	490	(702,395)
Service contract provide application fee-250	0	0	0	0	25	25
Service contract provide filing fee-25	75	100	25	200	150	(50)
Use of money and property	0	0	0	0	0	0
TOTAL	\$ 74,735	\$ 100	\$ (74,635)	\$ 703,085	\$ 665	\$ (702,420)
Chamorro Land Trust Operations Fund						
Land trust application fees	250	100	(150)	1,550	1,050	(500)
Commercial leases / license	59,372	10,228	(49,144)	861,915	489,563	(372,352)
Agriculture / residential land trust lease	0	0	0	130	0	(130)
Payment in lieu of real property tax	0	0	0	0	0	0
Sale of government land (PL#31-53)	0	0	0	0	0	0
Use of money and property	0	19	19	0	270	270
TOTAL	\$ 59,622	\$ 10,348	\$ (49,274)	\$ 863,585	\$ 699,883	\$ (163,702)
Dept of Corrections Inmate Revolving Fund						
DOC revolving fund	103,050	105,431	2,381	1,073,926	1,132,797	58,871
Use of money and property	0	0	0	0	0	0
TOTAL	\$ 103,050	\$ 105,431	\$ 2,381	\$ 1,073,926	\$ 1,132,797	\$ 58,871
Custom, Agric and Quarantine Inspection Fund						
Customs overtime services	0	0	0	0	0	0
Passenger inspection fee - All	0	70	70	44,227	145	(44,082)
Passenger inspection fee - Port Authority	0	0	0	0	0	0
Passenger inspection fee - Airport Authority	132,452	327,787	195,335	1,577,559	1,328,920	(248,639)
Cargo inspection fee - All	95,902	19,307	(76,595)	323,676	201,656	(122,020)
Port inspection fee - single <4000#	0	0	0	0	0	0
Port inspection fee - single >4000#	0	0	0	0	0	0
Port inspection fee - multi <4000#	0	0	0	0	0	0
Port inspection fee - multi >4000#	0	0	0	0	0	0
Air inspection fee - single <100#	0	0	0	0	0	0
Air inspection fee - single >100#	0	0	0	0	0	0
Revenue - other payments	6,242	0	(6,242)	6,432	64	(6,368)
Use of money and property	0	5	5	0	38	38
TOTAL	\$ 234,596	\$ 347,100	\$ 112,504	\$ 1,951,894	\$ 1,530,823	\$ (421,071)
DPHSS Sanitary Inspection Revolving Fund						
Sanitary inspection-register fee	15,547	22,985	7,438	120,487	229,025	108,538
Use of money and property	0	0	0	0	98	98
TOTAL	\$ 15,547	\$ 22,985	\$ 7,438	\$ 120,487	\$ 229,123	\$ 108,636
Enhanced 911 Emergency Reporting System Fund						
911 surcharge \$1	153,499	173,202	19,703	1,618,625	1,577,138	(41,487)
Use of money and property	0	34	34	0	761	761
TOTAL	\$ 153,499	\$ 173,236	\$ 19,737	\$ 1,618,625	\$ 1,577,899	\$ (40,727)
Environmental Health Fund						
Health permits - business	496,622	518,226	21,604	566,946	695,177	128,231
PH registration and penalty	0	0	0	1,020	0	(1,020)
De-rating inspection and certificates	0	0	0	0	0	0
Health certificates	73,926	55,139	(18,787)	422,315	351,487	(70,828)
Administrative penalties	0	0	0	0	600	600
Use of money and property	0	11	11	0	153	153
TOTAL	\$ 570,548	\$ 673,376	\$ 2,828	\$ 990,281	\$ 1,047,417	\$ 57,136

Government Of Guam
Actual Revenues Compared to Prorated Adopted Revenues
Special Revenue Funds
Nine Months Ended June 30, 2022



	For the Months			Year-To-Date		
	Adopted Revenues	Actual Collections	Favorable (Unfavorable)	Adopted Revenues	Actual Collections	Favorable (Unfavorable)
Fire, Life & Medical Emergency Fund						
Transport - standby fees	35	488	453	1,514	1,136	(378)
Fire prevention fees	7,068	9,036	1,968	49,023	109,695	60,672
Other fees	21	1,895	1,874	1,614	6,947	5,333
Ambulance service	39,754	50,751	10,997	655,953	674,205	18,252
Fire citations	0	0	0	0	0	0
Use of money and property	0	0	0	0	0	0
TOTAL	\$ 46,878	\$ 62,170	\$ 15,292	\$ 708,104	\$ 791,983	\$ 83,879
Guam Contractors License Board Fund						
Contractors fees	292,502	402,530	110,028	469,919	567,689	97,770
Use of money and property	0	11	11	0	158	158
TOTAL	\$ 292,502	\$ 402,541	\$ 110,039	\$ 469,919	\$ 567,847	\$ 97,929
Guam Environmental Trust Fund						
Insurance assessment fee	170,158	46,639	(123,519)	443,568	503,886	60,318
Use of money and property	0	5	5	0	83	83
TOTAL	\$ 170,158	\$ 46,644	\$ (123,514)	\$ 443,568	\$ 503,969	\$ 60,401
Guam (Territorial) Highway Fund						
Liquid fuel taxes						
Aviation fuel tax	165,454	177,098	11,644	2,614,307	1,541,730	(1,072,577)
Diesel fuel tax	79,888	90,005	10,117	810,739	858,664	47,925
Other fuel tax	22,778	0	(22,778)	222,627	0	(222,627)
Drawbacks	0	0	0	0	0	0
Mass transit surcharge on diesel fuel	293,452	536,527	243,075	4,346,877	4,561,740	214,863
Auto surcharge on other fuels	90,029	143,676	53,647	1,141,859	1,216,440	74,581
Condition for deposit fee penalty	0	0	0	0	0	0
GRT credits and adj taken GHF	0	0	0	0	0	0
Interest and penalties on taxes	0	0	0	0	0	0
Liquid fuel taxes	651,601	946,700	295,099	9,136,519	8,178,574	(957,945)
Licenses and registrations	1,056,219	1,164,790	108,571	8,199,523	7,861,411	1,661,868
Use of money and property	0	17	17	0	207	207
TOTAL	\$ 1,707,820	\$ 2,111,507	\$ 403,687	\$ 15,336,042	\$ 16,040,191	\$ 704,149
Guam Invasive Species Inspection Fee Fund						
Invasive species inspection fees	125,499	74,674	(50,825)	528,915	526,779	(2,136)
Use of money and property	0	2	2	0	35	35
TOTAL	\$ 125,499	\$ 74,676	\$ (50,814)	\$ 528,915	\$ 526,814	\$ (2,101)
Guam Museum Fund						
Transfer In/From TAF	0	0	0	0	0	0
Guam museum fees	0	0	0	0	0	0
Building permit fees - 25%	10,841	32,735	21,894	204,737	310,039	105,302
Rental - building	0	0	0	0	0	0
Donations and contributions	0	0	0	0	0	0
TOTAL	\$ 10,841	\$ 32,735	\$ 21,894	\$ 204,737	\$ 310,039	\$ 105,302
Guam Plant Inspection and Permit Fund						
Guam plant inspection and permit	8,926	7,908	(1,018)	73,856	71,562	(2,294)
Use of money and property	0	2	2	0	35	35
TOTAL	\$ 8,926	\$ 7,910	\$ (1,016)	\$ 73,856	\$ 71,597	\$ (2,259)
Health Professional Licensing Office Revolving Fund						
Healing Arts	0	0	0	0	0	0
Allied Health License	1,095	730	(365)	7,449	12,305	4,856
Dental Board License	2,830	580	(2,250)	9,525	16,710	7,185
Medical Board License	6,555	400	(6,155)	134,174	122,525	(11,649)
Nursing Board License	8,160	8,260	100	39,085	41,035	1,950
Optometry Board License	150	0	(150)	225	180	(45)
Pharmacy Board License	880	210	(670)	6,520	14,390	7,870
Cosmetology Board License	320	285	(35)	7,308	5,224	(2,084)
Use of money and property	0	0	0	0	15	15
TOTAL	\$ 19,990	\$ 10,485	\$ (9,505)	\$ 204,244	\$ 212,384	\$ 8,140
Healthy Futures Funds						
Cigarettes	3,026,840	2,488,060	(538,780)	23,674,680	23,055,991	(618,689)
Cigars	5,650	2,951	(2,699)	20,190	38,520	18,330
Others	38,440	82,919	54,479	853,170	1,254,309	401,139
Distilled spirit	94,483	118,163	23,680	917,951	1,603,413	685,462
Vinous beverages	23,142	64,250	41,108	362,644	468,021	105,377
Malted fermented beverages	218,105	182,784	(35,321)	2,510,520	1,831,431	(679,089)
Alcohol violation fee & fine	0	0	0	0	3,000	3,000
Interest and penalties on alcohol	0	0	0	0	0	0
GRT credit & adj taken healthy futures funds	0	0	0	0	(807)	(807)
Use of money and property	0	34	34	0	781	781
TOTAL	\$ 3,406,660	\$ 2,949,170	\$ (457,490)	\$ 29,339,155	\$ 29,252,841	\$ (86,314)

Government Of Guam
Actual Revenues Compared to Prorated Adopted Revenues
Special Revenue Funds
Nine Months Ended June 30, 2022



	For the Months			Year-To-Date		
	Adopted Revenues	Actual Collections	Favorable (Unfavorable)	Adopted Revenues	Actual Collections	Favorable (Unfavorable)
Indirect Cost Fund						
Office of the Governor	0	0	0	0	0	0
Office of the Lt Governor	0	0	0	0	0	0
Department of Revenue & Taxation	0	0	0	0	0	0
Bureau Statistics and Plans	0	0	0	39,844	0	(39,844)
Department of Law	0	0	0	0	0	0
Guam police-Indirect Cost	0	0	0	900	0	(900)
Agency of Human Resources Development	0	0	0	0	0	0
Department of Agriculture	0	376	376	8,724	376	(8,348)
Dept of Public Health & Social Service	2,583	82,567	79,984	617,732	561,980	(55,752)
Library - Indirect Cost	0	0	0	0	0	0
Department of Youth Affairs	0	0	0	1,167	705	(462)
Dept of Mental Health & Substance Abuse	0	0	0	44,854	184,043	140,189
Department of Labor	0	0	0	6,307	0	(6,307)
Department of Parks & Recreation	0	0	0	0	0	0
Department of Vocational Rehabilitation	0	0	0	40,211	0	(40,211)
Civil Defense	0	0	0	1,125	0	(1,125)
Guam Energy Office	0	0	0	0	0	0
Guam Public Library System	0	0	0	0	0	0
Council of Arts & Humanities	0	0	0	0	0	0
Use of money and property	0	0	0	0	0	0
TOTAL	\$ 2,583	\$ 82,944	\$ 80,361	\$ 760,664	\$ 754,104	\$ (6,560)
Land Survey Revolving Fund						
Document tax - land survey fee	205,935	204,238	(1,697)	2,033,845	2,094,144	57,299
Rental of government land	3,182	6,073	2,891	33,412	31,483	(1,929)
Recording fee	37,655	34,910	(2,745)	272,441	279,779	7,338
Application fees	0	0	0	0	0	0
Certificates of document fees	15,317	21,745	6,428	119,570	168,923	49,353
Rezoning fees	0	0	0	0	6,400	6,400
Subpoena fees	0	0	0	0	35	35
Use of money and property	0	0	0	0	0	0
TOTAL	\$ 282,089	\$ 286,986	\$ 4,897	\$ 2,459,268	\$ 2,577,783	\$ 118,515
Limited Gaming Fund						
Bingo / Lottery	0	0	0	0	0	0
Cockfighting	0	0	0	0	0	0
Carnival / Liberation Day	0	0	0	0	0	0
Electronic gaming devices	0	0	0	0	0	0
Other gaming activities	0	0	0	0	0	0
License fees - limited gaming	0	0	0	0	0	0
Penalties - failure to file	0	0	0	0	(69)	(69)
Penalties - late tax payment	0	0	0	0	0	0
Dept of Revenue & Taxation - admin - 5%	0	0	0	0	0	0
Mayors' Council - repair of facilities 1/3	6,013	26,737	20,724	347,079	340,359	(106,720)
Dept of Parks & Rec - repair of facilities 1/3	6,067	27,599	21,532	345,947	248,112	(97,835)
GDOE - repair of facilities 1/3	6,067	27,599	21,532	345,947	248,112	(97,835)
Interest - Limited Gaming Fund	0	1	1	0	16,206	16,206
Consolidated fund - 95%	0	0	0	0	0	0
Dept of Admin - admin - 5%	340	4,313	3,973	58,129	38,771	(11,358)
For recon	0	0	0	0	0	0
Cred/Adj taken limited gaming	0	(5,909)	(5,909)	0	0	0
Use of money and property	0	0	0	0	33	33
TOTAL	\$ 18,487	\$ 80,340	\$ 61,853	\$ 1,889,102	\$ 791,535	\$ (297,577)
Manpower Development Fund						
Registration fees - non immigrant	0	0	0	0	0	0
Registration fees - GCC share	319,892	350,292	30,400	2,746,128	3,474,270	728,142
Registration fees - Labor share	146,885	150,125	3,240	1,265,011	1,468,972	223,961
Citation fee - non immigration temp worker	400	2,500	2,100	5,890	31,100	25,210
Citation fee - fair emplmt pract otc	500	800	300	4,700	2,100	(2,600)
Use of money and property	0	30	30	0	369	369
TOTAL	\$ 467,677	\$ 503,747	\$ 36,070	\$ 4,021,729	\$ 4,998,811	\$ 977,082
Mental Health and Substance Abuse Services Fund						
Psychotherapy Services	1,372	0	(1,372)	21,210	42,956	21,746
Pharmacy Medication Fees	22,975	53	(22,922)	98,642	258,632	161,790
TOTAL	\$ 24,347	\$ 53	\$ (24,294)	\$ 119,852	\$ 301,588	\$ 183,536
Office of Vital Statistics Revolving Fund						
Marriage waiver	2,620	1,070	(1,550)	19,727	15,280	(4,447)
Marriage application	3,690	2,450	(1,240)	27,355	22,880	(4,475)
Firearms permits	0	0	0	0	0	0
Birth certificate	7,526	7,841	315	52,744	63,465	10,721
Death certificate	3,865	2,780	(875)	25,051	27,000	1,949
Marriage certificate	4,070	3,720	(350)	28,671	29,230	559
Burial permit	445	325	(120)	3,304	4,410	1,106
Affidavit of paternity	1,869	960	(909)	14,324	9,102	(5,222)
Affidavit of public acknowledgment	10	50	50	150	330	180
Court order change of name	10	140	130	200	1,180	980
Declaratory judgement	10	30	20	170	273	103
Adoptions	25	60	35	310	735	425
Research fee	32	9	(23)	250	426	176
Use of money and property	0	0	0	0	6	6
TOTAL	\$ 23,872	\$ 19,455	\$ (4,517)	\$ 172,256	\$ 174,316	\$ 2,060

Government Of Guam
Actual Revenues Compared to Prorated Adopted Revenues
Special Revenue Funds
Nine Months Ended June 30, 2022



	For the Months			Year-To-Date		
	Adopted Revenues	Actual Collections	Favorable (Unfavorable)	Adopted Revenues	Actual Collections	Favorable (Unfavorable)
Pesticide Management Fund						
Pesticide management fund fees	9,044	38,816	29,772	78,261	98,964	20,703
Use of money and property	0	0	0	0	0	0
TOTAL	\$ 9,044	\$ 38,816	\$ 29,772	\$ 78,261	\$ 98,964	\$ 20,703
Police Patrol Vehicle & Equipment Revolving Fund						
Ovis fees / reinspection fees	47,328	25,873	(21,455)	215,842	235,506	(13,664)
Damaged GPD vehicle	0	0	0	0	0	0
Use of money and property	0	0	0	0	0	0
TOTAL	\$ 47,328	\$ 25,873	\$ (21,455)	\$ 215,842	\$ 235,506	\$ (13,664)
Police Services Fund						
Accessible parking fees 50%	0	0	0	2,165	1,060	(1,105)
Annual gun business registration / \$600	4,800	9,000	4,200	4,800	10,800	6,000
Government of Guam ID / \$10	0	0	0	0	0	0
Traffic report copy fee / \$10	9,866	10,998	1,132	97,182	85,046	(12,136)
Police blotter report \$1 1st page / \$10 each	0	0	0	0	0	0
Police clearance \$7 / \$1 per copy	16,363	27,815	11,452	178,422	199,920	21,498
Filing record - security officer / \$75	0	0	0	0	0	0
Firearm trainers / \$500	0	0	0	0	0	0
Highway special use permit / \$50	0	0	0	0	0	0
Firearm registration / \$40	28,188	19,200	(8,988)	145,772	181,760	35,988
Non-concealed firearm ID / \$25	13,211	10,148	(3,063)	73,182	88,838	15,646
Concealed firearm ID / \$60	12,259	12,257	(2)	68,161	94,142	25,981
Fingerprinting fee / \$20	8,125	5,372	(2,753)	33,035	44,338	11,303
Subpoena fee	0	0	0	80	35	(45)
Abstract criminal records / \$15	1,035	1,320	285	9,330	8,910	(420)
Police clearance additional copies	290	253	(37)	1,803	1,394	(409)
Fine - unauthorized use uniform / \$500mx	0	0	0	0	0	0
Firearm ID late renewal fee / \$5	504	639	135	4,331	6,129	1,798
Certified copy of records / \$10	0	27	27	0	54	54
Firearm inspection fee / \$5	5,854	4,221	(1,633)	28,753	40,225	11,472
Vehicle release fee / \$10	0	0	0	0	27	27
Witness fees / \$35	42	0	(42)	42	0	(42)
Special event fee / \$100	2,400	301	(2,099)	9,910	8,643	(1,267)
Restitutions GPD	0	50	50	0	17,881	17,881
Other revenues - GPD	0	0	0	14,260	28,725	14,465
Use of money and property	0	0	0	0	0	0
TOTAL	\$ 102,837	\$ 161,401	\$ (58,564)	\$ 671,238	\$ 817,825	\$ 146,587
Prof Eng. Architects & Land Surveyors Board Fund						
P.E.A.L.S examination - license fees	44,230	7,535	(36,695)	245,830	230,050	(15,780)
Use of money and property	0	1	1	0	13	13
TOTAL	\$ 44,230	\$ 7,536	\$ (36,694)	\$ 245,830	\$ 230,063	\$ (15,767)
Public Recreation Services Fund						
Park fees / park use permits	1,587	3,060	1,473	23,272	25,080	1,788
Park vendor permits	4,806	8,250	3,450	18,180	16,128	(2,053)
Community programs fees	0	0	0	1,876	0	(1,876)
Paseo Stadium fees	0	0	0	0	0	0
Pool and beach fees	560	0	(560)	7,126	0	(7,126)
Recreational admin fees	2,000	3,100	1,100	2,000	5,660	3,660
Youth Center fees	0	0	0	0	0	0
Guam Sports Complex	543	0	(543)	7,762	1,600	(6,162)
Paseo Recreational Center	0	0	0	74	0	(74)
Hagatna - Tiyan Tennis Center	200	0	(200)	5,132	716	(4,416)
Guerrero Stadium / Tiyan Fields	0	0	0	0	0	0
Tiyan Football / Soccer Field	0	0	0	0	0	0
Baseball fields: Ypaopao	0	0	0	0	0	0
Recreational water use plan	0	0	0	0	0	0
Use of money and property	0	0	0	0	2	2
TOTAL	\$ 9,890	\$ 14,410	\$ 4,720	\$ 65,422	\$ 49,188	\$ (16,234)
Public School Library Resources Fund						
School library resources fund	39,159	103,081	63,922	564,532	770,782	206,250
Use of money and property	0	6	6	0	28	28
TOTAL	\$ 39,159	\$ 103,087	\$ 63,927	\$ 564,532	\$ 770,789	\$ 206,257
Public Transit Fund						
Surcharge - Diesel taxes	0	24,970	24,970	0	238,152	238,152
Bus Fares -GMTA	19,341	111	(19,230)	175,718	1,589	(174,129)
Use of money and property	0	0	0	0	0	0
TOTAL	\$ 19,341	\$ 25,081	\$ 5,740	\$ 175,718	\$ 239,720	\$ 64,022
Rabies Prevention Fund						
Pet license	448	200	(248)	3,197	2,410	(787)
Impoundment fee	0	0	0	0	0	0
Sterilization deposit	0	0	0	0	0	0
Entry permit	4,391	2,290	(2,101)	26,104	25,510	(594)
Use of money and property	0	0	0	0	0	0
TOTAL	\$ 4,839	\$ 2,490	\$ (2,349)	\$ 29,301	\$ 27,920	\$ (1,381)

Government Of Guam
 Actual Revenues Compared to Prorated Adopted Revenues
 Special Revenue Funds
 Nine Months Ended June 30, 2022

DRAFT

	For the Months			Year-To-Date		
	Adopted Revenues	Actual Collections	Favorable (Unfavorable)	Adopted Revenues	Actual Collections	Favorable (Unfavorable)
Recycling Revolving Fund						
Recycling Fees	343,668	305,951	(37,717)	2,030,105	2,052,926	22,821
Use of money and property	0	0	0	0	0	0
TOTAL	\$ 343,668	\$ 305,951	\$ (37,717)	\$ 2,030,105	\$ 2,052,926	\$ 22,821
Safe Streets Fund						
DDC - Safe streets fund	9,380	0	(9,380)	98,160	5,600	(92,560)
Use of money and property	0	0	0	0	1	1
TOTAL	\$ 9,380	\$ 0	\$ (9,380)	\$ 98,160	\$ 5,601	\$ (92,559)
Solid Waste Operations Fund						
Tipping fee settlement Lagu	0	0	0	0	0	0
Solid waste bid package fee	0	0	0	0	0	0
Fee - household collection	634,612	685,677	51,065	5,633,060	6,099,960	466,900
Fee - compact Ordot tipping fee \$4 cu yd	687,043	776,747	89,704	6,707,784	6,824,038	116,254
Fee - uncompact Ordot tipping fee \$4 cu yd	146,634	104,589	(42,045)	1,262,399	663,507	(598,892)
Fee - uncompact Agat transfer station	9,206	4,214	(4,993)	74,311	45,123	(29,188)
Fee - uncompact Dededo transfer station	0	0	0	0	0	0
Fee - uncompact Malojolj transfer station	10,164	5,703	(4,462)	83,359	48,863	(34,397)
Miscellaneous	0	0	0	0	98,486	98,486
Restoration charge	4,352	1,850	(2,502)	38,568	23,350	(15,218)
Transfer charge	0	0	0	0	0	0
Reactivation charge	454	350	(104)	3,186	3,100	(86)
Trash tags	1,404	520	(884)	8,998	7,640	(1,358)
Fee - uncompact Harmon transfer	31,383	25,290	(6,093)	241,837	228,559	(13,279)
Interest from settlement Lagu	0	0	0	0	0	0
Use of money and property	0	89	89	0	1,303	1,303
TOTAL	\$ 1,525,352	\$ 1,805,039	\$ 279,687	\$ 14,053,502	\$ 14,044,029	\$ (9,473)
Street Light Fund						
Abandoned vehicle fee - vehicle registration	521,146	456,886	(64,260)	3,058,320	3,083,789	25,469
Use of money and property	0	0	0	0	0	0
TOTAL	\$ 521,146	\$ 456,886	\$ (64,260)	\$ 3,058,320	\$ 3,083,789	\$ 25,469
Tax Collection Enhancement Fund						
Passport fees	34,335	89,641	55,306	476,561	671,433	194,872
Passport expedite fees	8,394	13,440	5,046	120,917	99,330	(21,587)
Passport expedite mail fees	0	0	0	0	217	217
Use of money and property	0	0	0	0	0	0
TOTAL	\$ 42,729	\$ 103,081	\$ 60,352	\$ 597,478	\$ 770,980	\$ 173,502
Territorial Education Facilities Fund						
DRT property taxes	673,431	455,760	(217,671)	30,174,629	29,688,320	(486,309)
DRT property taxes-others	0	64,818	64,818	0	88,216	88,216
Penalties and interest	114,555	61,218	(53,337)	3,415,717	5,207,934	1,792,217
Real property tax bank fees	0	0	0	0	30	30
Bank deposit shortage / overage	0	0	0	0	0	0
Use of money and property	0	53	53	0	456	456
TOTAL	\$ 787,986	\$ 581,856	\$ (206,130)	\$ 33,590,346	\$ 34,984,956	\$ 1,394,610
Tourist Attraction Fund						
Occupancy taxes, hotel / motel	1,471,072	1,108,148	(362,924)	11,532,326	10,396,405	(1,135,921)
Other occupancy taxes	0	0	0	0	0	0
Occupancy taxes, interest & penalties	0	0	0	0	0	0
Use of money and property	0	481	481	0	569	569
Gain (Loss) on investment	0	0	0	0	7	7
TOTAL	\$ 1,471,072	\$ 1,108,630	\$ (362,442)	\$ 11,532,326	\$ 10,398,081	\$ (1,134,245)
Water Protection Fund						
Grading plan review fees	242	120	(122)	4,553	3,938	(615)
Cleaning and grubbing permits	2,586	1,458	(1,128)	48,947	33,062	(15,885)
Stockpiling permits	781	58	(723)	37,933	21,515	(16,418)
Field citation violations	0	0	0	0	98,000	98,000
Use of money and property	0	0	0	0	0	0
TOTAL	\$ 3,809	\$ 1,636	\$ (2,173)	\$ 91,433	\$ 156,515	\$ 65,082
Water Research and Development Fund						
Well drilling permit	3,479	450	(3,029)	84,019	72,890	(11,129)
Use of money and property	0	0	0	0	0	0
TOTAL	\$ 3,479	\$ 450	\$ (3,029)	\$ 84,019	\$ 72,890	\$ (11,129)